
ClimateWorks Foundation 2021 Grantee Perception Report

Generated on August 8, 2022



THE CENTER FOR
EFFECTIVE PHILANTHROPY

675 Massachusetts Avenue
7th Floor
Cambridge, MA 02139
617-492-0800

131 Steuart Street
Suite 501
San Francisco, CA 94105
415-391-3070

cep.org

The online version of this report can be accessed at cep.surveymresults.org

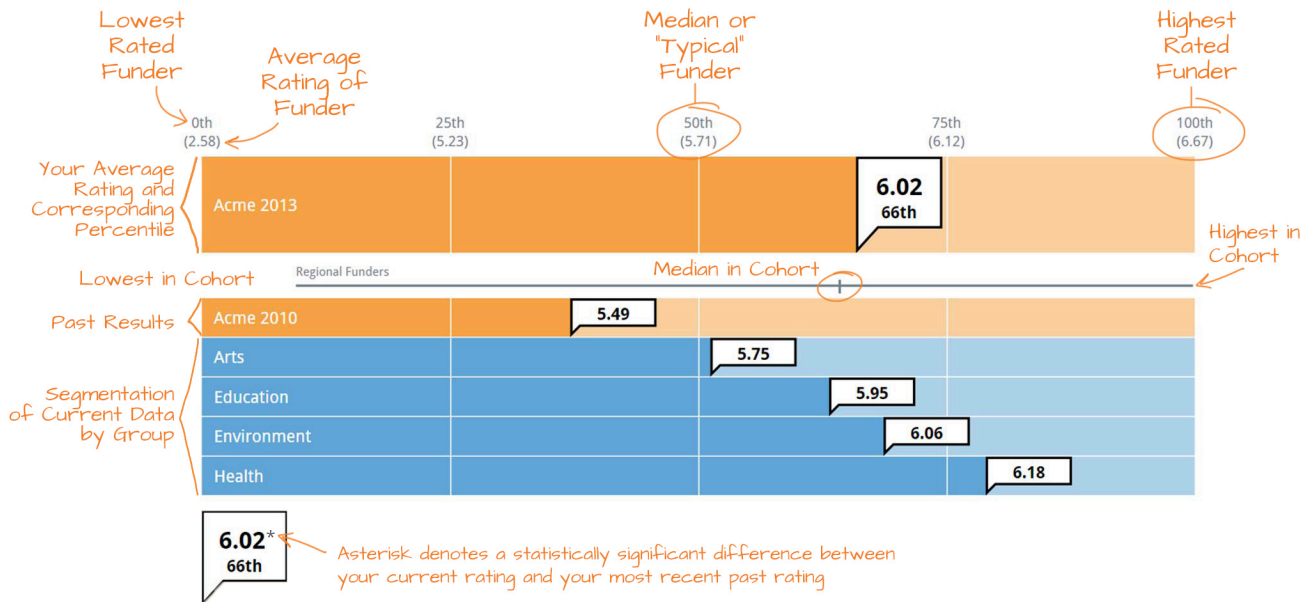
Key Ratings Summary	1
Survey Population	3
Subgroup Methodology and Differences	5
Comparative Cohorts	6
Grantmaking Characteristics	8
Impact on and Understanding of Grantees' Fields.....	10
Advancing Knowledge and Public Policy.....	11
Impact on and Understanding of Grantees' Local Communities	12
Impact on and Understanding of Grantees' Organizations.....	13
Grantee Challenges.....	14
Funder-Grantee Relationships.....	15
Interaction Patterns	17
Communication.....	18
Openness.....	19
Top Predictors of Relationships	20
Funder Response to Current Challenges	21
Beneficiaries and Contextual Understanding	23
Diversity, Equity, Inclusion and Grantee Demographics.....	24
Primary Beneficiary of Grant.....	25
Respondent Demographics	27
Organization ED/CEO Demographics	32
Grant Processes	35
Selection Process	36
Time Between Submission and Clear Commitment	37
Reporting and Evaluation Process	38
Reporting Process	39
Evaluation Process.....	41

Dollar Return and Time Spent on Processes.....	42
Time Spent on Selection Process	43
Time Spent on Reporting and Evaluation Process	45
Non-Monetary Assistance	47
Customized Questions	49
Full Cost	50
Non-Monetary Support	52
Agreement/Disagreement	54
Grantees' Open-Ended Comments.....	55
Quality of Processes, Interactions and Communications	56
Grantees' Suggestions	57
Selected Comments	58
Contextual Data	60
Grantee Characteristics.....	64
Funder Characteristics	67
Additional Survey Information	68
About CEP and Contact Information.....	70

Key Ratings Summary

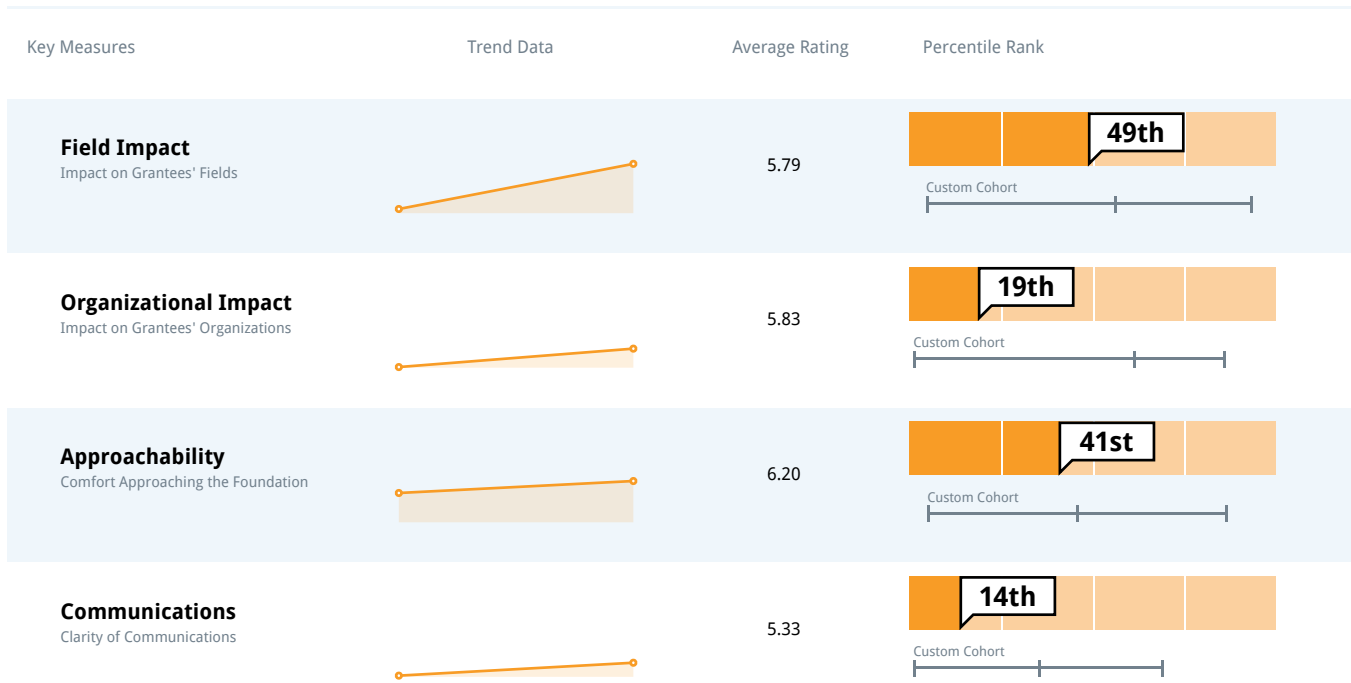
Interpreting Your Charts

Many of the charts in this report are shown in this format. See below for an explanation of the chart elements.



Missing data: Selected grantee ratings are not displayed in this report due to changes in the survey instrument, or when a question received fewer than ten responses.

The following chart highlights a selection of your key results. Each of these data points corresponds to an individual survey measure that is displayed with additional detail in the subsequent pages of this report.



Key Measures

Trend Data

Average Rating

Percentile Rank

Selection Process

Helpfulness of the Selection Process



4.87



Custom Cohort



Survey Population

Survey	Survey Fielded	Survey Population	Number of Responses Received	Survey Response Rate
ClimateWorks 2021	May and June 2021	237	126	53%
ClimateWorks 2017	September and October 2017	139	84	60%

Survey Year	Year of Active Grants
ClimateWorks 2021	2020
ClimateWorks 2017	2016-2017

Throughout this report, ClimateWorks Foundation's survey results are compared to CEP's broader dataset of more than 40,000 grantees built up over more than a decade of grantee surveys of more than 350 funders. The full list of participating funders can be found at <https://cep.org/gpr-participants/>.

In order to protect the confidentiality of respondents results are not shown when CEP received fewer than ten responses to a specific question.

Subgroups

In addition to showing ClimateWorks's overall ratings, this report shows ratings segmented by Program. The online version of this report also shows ratings segmented by Region, Organization Location, Grant Size, First-Time vs. Existing Grantee, Budget Size, Respondent Gender, Leadership Demographics (US Only), and Leadership Gender.

Program	Number of Responses
Carbon Dioxide Removal	18
Clean Energy Clean Air	13
Cooling	15
Finance	18
Transportation	24
Shipping/Governance & Diplomacy/Super Pollutants	18
Other: Food & Agriculture/Global Intelligence/Industry/Power/RCF/etc.	20

Region	Number of Responses
Global	63
Africa/Brazil/Latin America	10
Asia and Oceania/Indonesia	13
India/China	11
Europe/United States	29

Organization Location	Number of Responses
United States	73
European Countries	35
Other	18

Grant Size	Number of Responses
Less than \$100K	26

Grant Size	Number of Responses
\$100K - \$249K	47
\$250K - \$499K	25
\$500K - \$999K	15
\$1 million +	11

First-Time vs. Existing Grantee	Number of Responses
First-Time Grantee	45
Existing Grantee	79

Budget Size	Number of Responses
Less than \$1M	26
\$1M-\$4.9M	39
\$5M-\$24.9M	21
\$25M+	32

Respondent Gender	Number of Responses
Identifies as a Man	57
Identifies as a Woman	59

Leadership Demographics (US Only)	Number of Responses
Does not identify as White	20
Identifies as White	52

Leadership Gender	Number of Responses
Identifies as a Man	73
Identifies as a Woman	36

Subgroup Methodology and Differences

Grantee Data

Subgroup Methodology

Using the grantee list provided by ClimateWorks, CEP tagged grantees based on:

- Program
- Region
- Organization Location

Using data grantees provided in the survey, CEP tagged grantees based on:

- Grant Size
- First-Time vs. Existing Grantee
- Budget Size
- Respondent Gender
- Leadership Demographics (US Only)
- Leadership Gender

Subgroup Differences

Program: Grantees tagged as "Finance" rate significantly *lower* than other grantees on measures of the funder-grantee relationship, grant processes, their likelihood of having received unrestricted or nonmonetary support, and their agreement that the Foundation demonstrates an explicit commitment to diversity, equity, and inclusion in its work and that most Foundation staff embody a strong commitment to explicit commitment to diversity, equity, and inclusion.

Region: No group consistently rates higher or lower than others when segmented by Region.

Organization Location: No group consistently rates higher or lower than others when segmented by organization location.

Grant Size: No group consistently rates higher or lower than others when segmented by grant size.

First-Time vs. Existing Grantee: No group consistently rates higher or lower than others when grantees are segmented by first-time grantee versus existing grantee. However, consistently funded grantees rate significantly *higher* across the survey.

Budget Size: No group consistently rates higher or lower than others when segmented by grantee budget size.

Respondent Gender: No consistent significant differences emerge when segmenting results by respondent gender.

Leadership Demographics (US Only): No group consistently rates higher or lower than others when CEO/EDs are segmented by whether or not they identify as White.

Leadership Gender: No group consistently rates higher or lower than others when CEO/EDs are segmented by their gender.

Comparative Cohorts

Customized Cohort

ClimateWorks selected a set of 16 funders to create a smaller comparison group that more closely resembles ClimateWorks in scale and scope.

Custom Cohort

ClimateWorks Foundation
Energy Foundation
European Climate Foundation
Ford Foundation
Gordon and Betty Moore Foundation
IKEA Foundation
John D. and Catherine T. MacArthur Foundation
Margaret A. Cargill Philanthropies
Oak Foundation
Pisces Foundation
Porticus
Rockefeller Brothers Fund
Sea Change Foundation
The Children's Investment Fund Foundation
The David and Lucile Packard Foundation
The William and Flora Hewlett Foundation

Standard Cohorts

CEP also included 16 standard cohorts to allow for comparisons to a variety of different types of funders.

Strategy Cohorts

Cohort Name	Count	Description
Small Grant Providers	40	Funders with median grant size of \$20K or less
Large Grant Providers	90	Funders with median grant size of \$200K or more
High Touch Funders	36	Funders for which a majority of grantees report having contact with their primary contact monthly or more often
Intensive Non-Monetary Assistance Providers	42	Funders that provide at least 30% of grantees with comprehensive or field-focused assistance as defined by CEP
Proactive Grantmakers	82	Funders that make at least 90% of grants by invitation only
Responsive Grantmakers	100	Funders that make at most 10% of grants by invitation only
International Funders	55	Funders that fund outside of their own country
European Funders	25	Funders that are headquartered in Europe

Annual Giving Cohorts

Cohort Name	Count	Description
Funders Giving Less Than \$5 Million	58	Funders with annual giving of less than \$5 million
Funders Giving \$50 Million or More	70	Funders with annual giving of \$50 million or more

Foundation Type Cohorts

Cohort Name	Count	Description
Private Foundations	158	All private foundations in the GPR dataset
Family Foundations	76	All family foundations in the GPR dataset
Community Foundations	34	All community foundations in the GPR dataset
Health Conversion Foundations	29	All health conversation foundations in the GPR dataset
Corporate Foundations	20	All corporate foundations in the GPR dataset

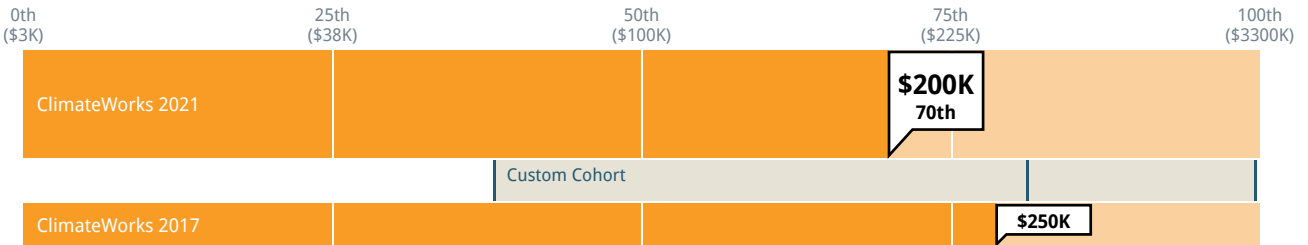
Other Cohorts

Cohort Name	Count	Description
Funders Outside the United States	39	Funders that are primarily based outside the United States
Recently Established Foundations	78	Funders that were established in 2000 or later
Funders Surveyed During COVID-19	77	Funders who surveyed grantees during COVID-19 (GPR only)

Grantmaking Characteristics

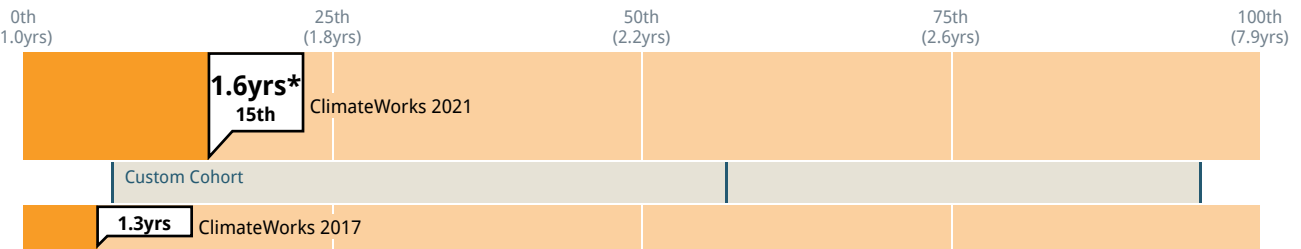
Foundations make different choices about the ways they organize themselves, structure their grants, and the types of grantees they support. The following charts and tables show some of these important characteristics. The information is based on self-reported data from funders and grantees, and further detail is available in the Contextual Data section of this report.

Median Grant Size



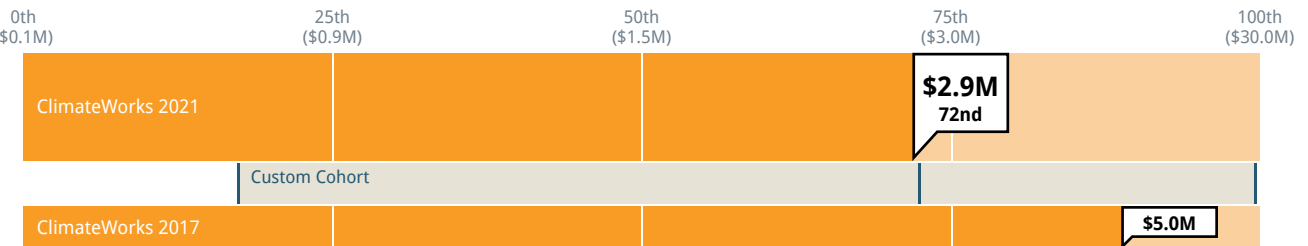
Cohort: Custom Cohort Past results: on Subgroup: None

Average Grant Length



Cohort: Custom Cohort Past results: on Subgroup: None

Median Organizational Budget



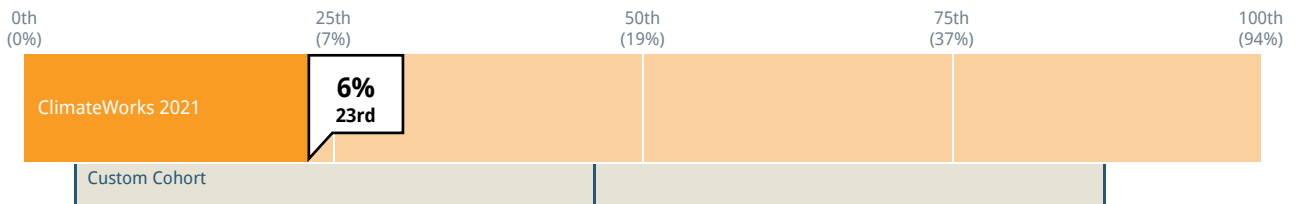
Cohort: Custom Cohort Past results: on Subgroup: None

Selected Cohort: Custom Cohort				
Grant History	ClimateWorks 2021	ClimateWorks 2017	Average Funder	Custom Cohort
Percentage of first-time grants	36%	27%	29%	30%

Selected Cohort: Custom Cohort				
Program Staff Load	ClimateWorks 2021	ClimateWorks 2017	Median Funder	Custom Cohort
Dollars awarded per program full-time employee	\$1.5M	\$3M	\$2.7M	\$3.5M
Applications per program full-time employee	6	6	26	8
Active grants per program full-time employee	16	16	30	19

Proportion of Unrestricted Funding

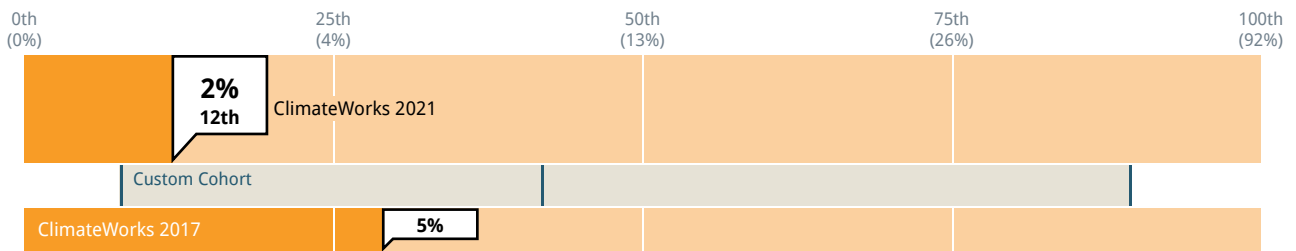
Proportion of grantees responding 'No, this funding was not restricted to a specific use (i.e. general operating, core support)'



Cohort: Custom Cohort Past results: on Subgroup: None

Proportion of grantees receiving multi-year unrestricted grants

Proportion of grantees responding 'No, this funding was not restricted to a specific use (i.e. general operating, core support)' and report receiving grants for two years or longer

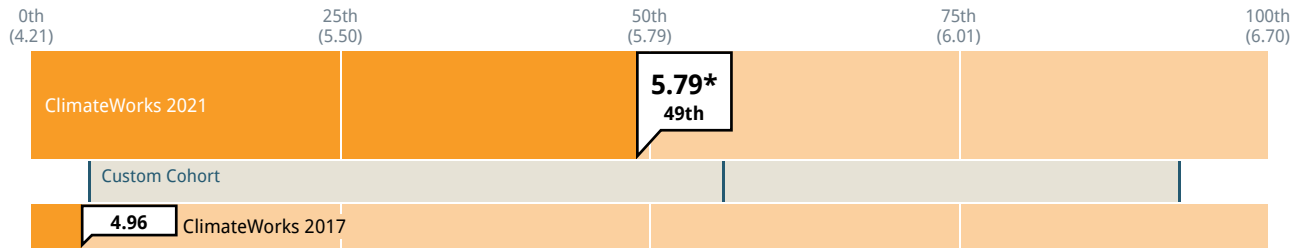


Cohort: Custom Cohort Past results: on Subgroup: None

Impact on and Understanding of Grantees' Fields

Overall, how would you rate the Foundation's impact on your field?

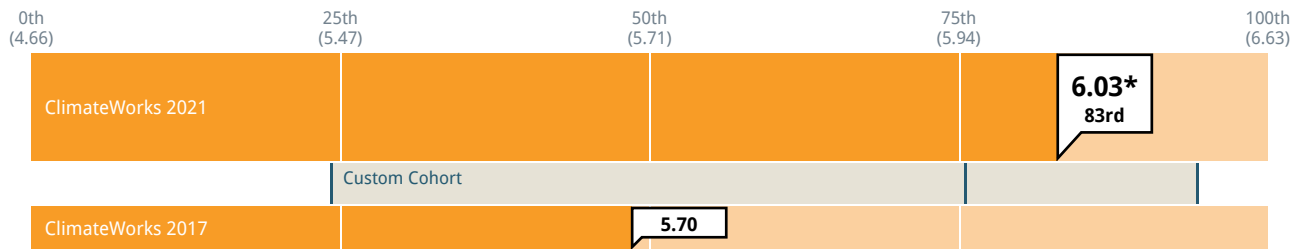
1 = No impact 7 = Significant positive impact



Cohort: Custom Cohort Past results: on Subgroup: None

How well does the Foundation understand the field in which you work?

1 = Limited understanding of the field 7 = Regarded as an expert in the field

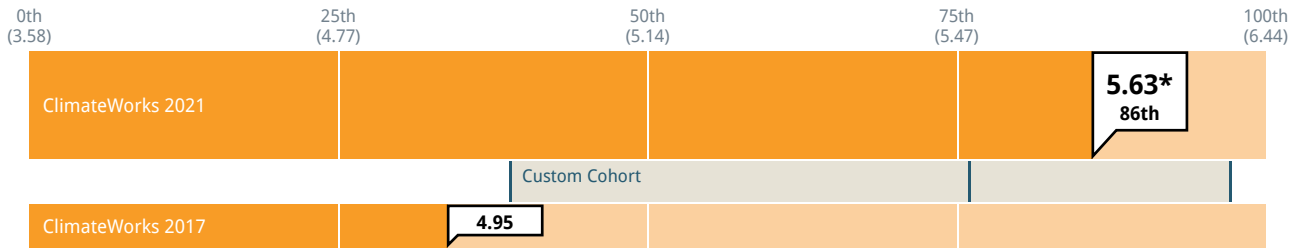


Cohort: Custom Cohort Past results: on Subgroup: None

Advancing Knowledge and Public Policy

To what extent has the Foundation advanced the state of knowledge in your field?

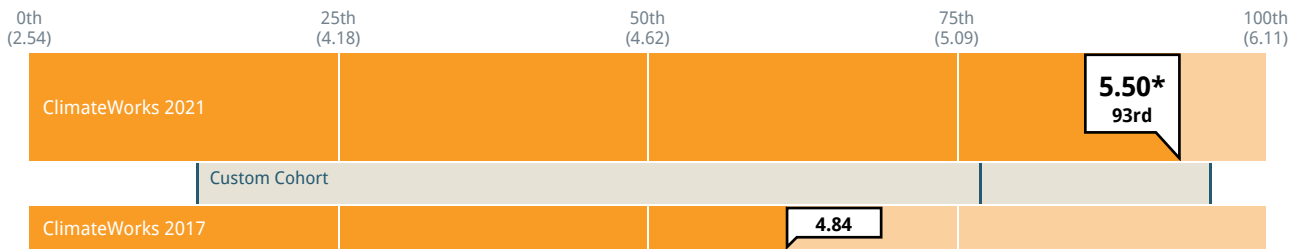
1 = Not at all 7 = Leads the field to new thinking and practice



Cohort: Custom Cohort Past results: on Subgroup: None

To what extent has the Foundation affected public policy in your field?

1 = Not at all 7 = Major influence on shaping public policy

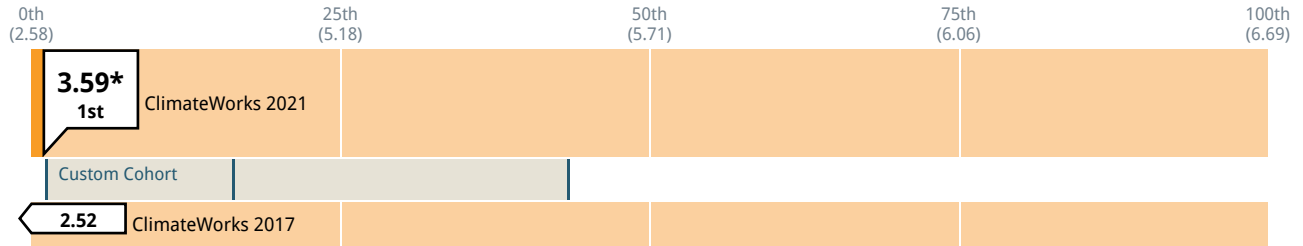


Cohort: Custom Cohort Past results: on Subgroup: None

Impact on and Understanding of Grantees' Local Communities

Overall, how would you rate the Foundation's impact on your local community?

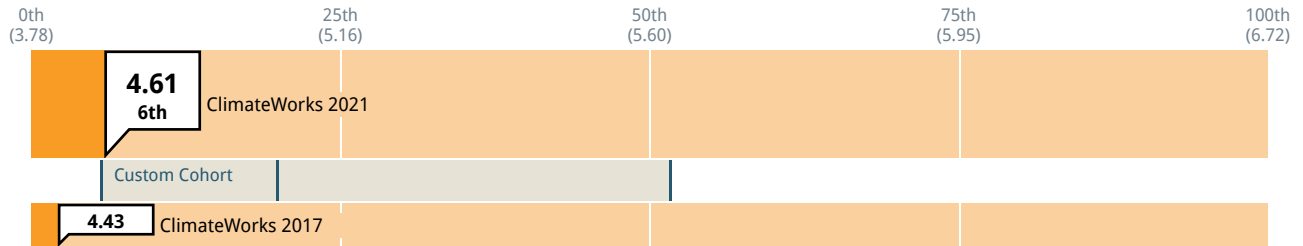
1 = No impact 7 = Significant positive impact



Cohort: Custom Cohort Past results: on Subgroup: None

How well does the Foundation understand the local community in which you work?

1 = Limited understanding of the community 7 = Regarded as an expert on the community

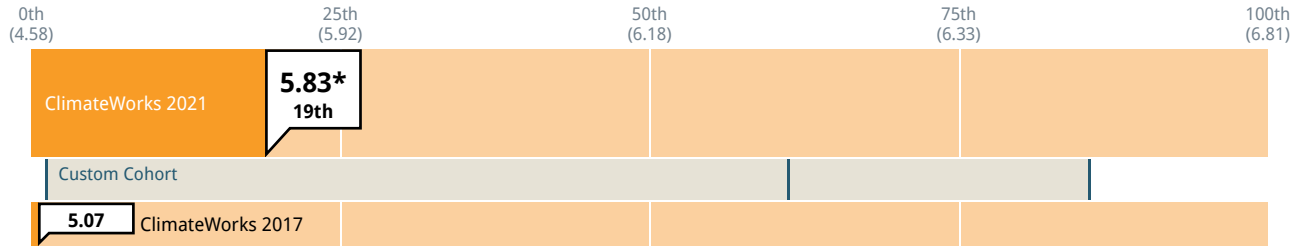


Cohort: Custom Cohort Past results: on Subgroup: None

Impact on and Understanding of Grantees' Organizations

Overall, how would you rate the Foundation's impact on your organization?

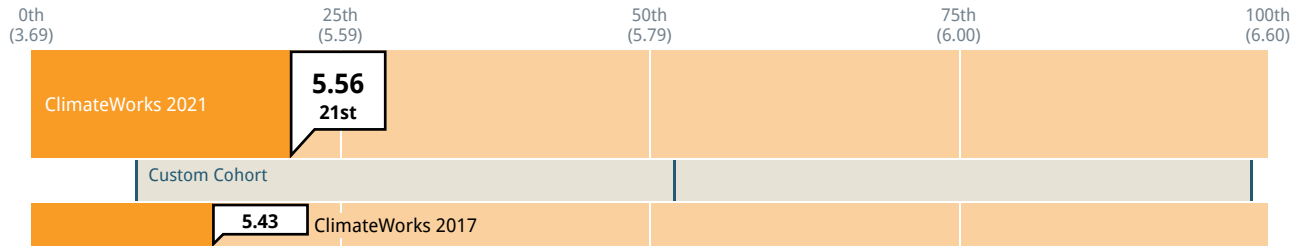
1 = No impact 7 = Significant positive impact



Cohort: Custom Cohort Past results: on Subgroup: None

How well does the Foundation understand your organization's strategy and goals?

1 = Limited understanding 7 = Thorough understanding

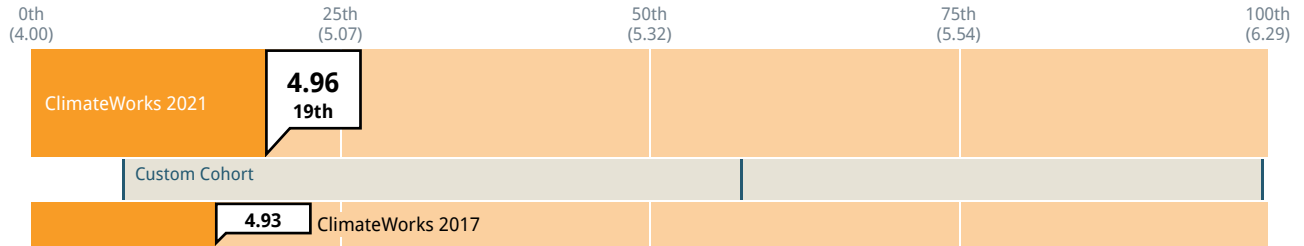


Cohort: Custom Cohort Past results: on Subgroup: None

Grantee Challenges

How aware is the Foundation of the challenges that your organization is facing?

1 = Not at all aware 7 = Extremely aware

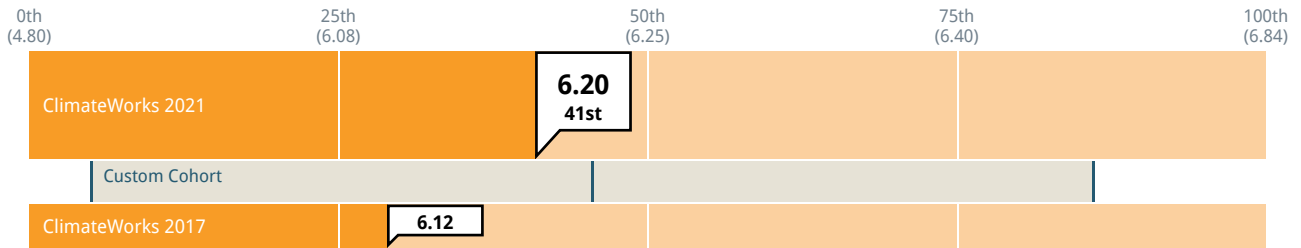


Cohort: Custom Cohort Past results: on Subgroup: None

Funder-Grantee Relationships

How comfortable do you feel approaching the Foundation if a problem arises?

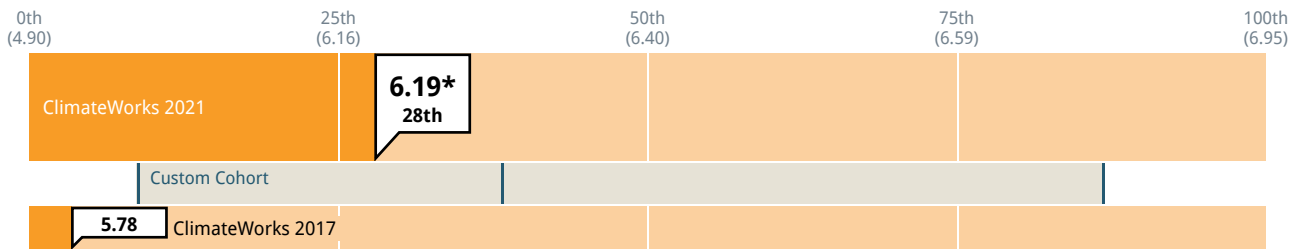
1 = Not at all comfortable 7 = Extremely comfortable



Cohort: Custom Cohort Past results: on Subgroup: None

Overall, how responsive was Foundation staff?

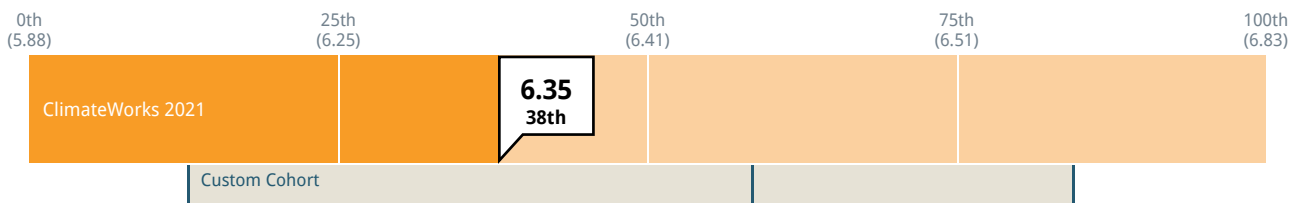
1 = Not at all responsive 7 = Extremely responsive



Cohort: Custom Cohort Past results: on Subgroup: None

To what extent did the Foundation exhibit trust in your organization's staff during this grant?

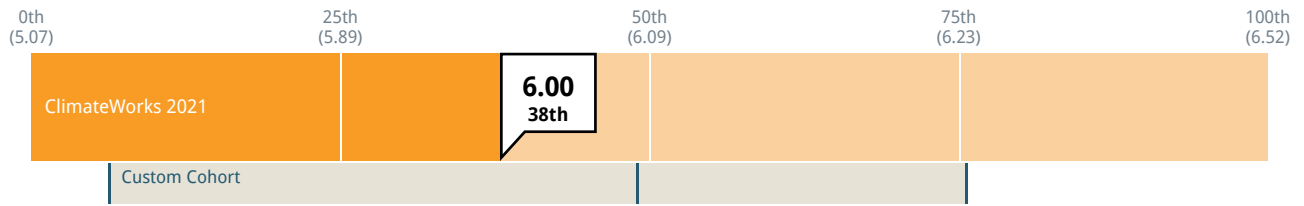
1 = Not at all 4 = Somewhat 7 = To a great extent



Cohort: Custom Cohort Past results: on Subgroup: None

To what extent did the Foundation exhibit candor about the Foundation's perspectives on your work during this grant?

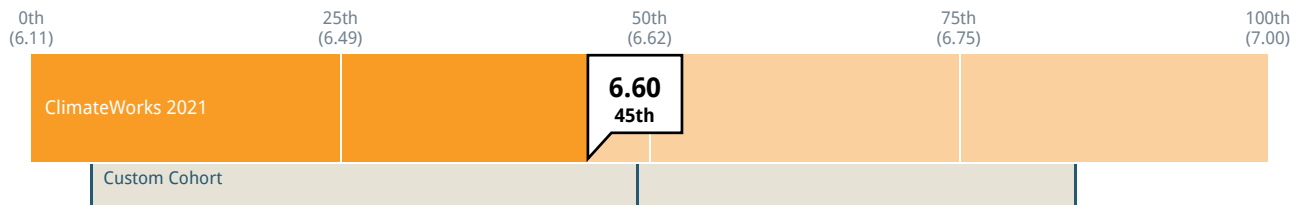
1 = Not at all 4 = Somewhat 7 = To a great extent



Cohort: Custom Cohort Past results: on Subgroup: None

To what extent did the Foundation exhibit respectful interaction during this grant?

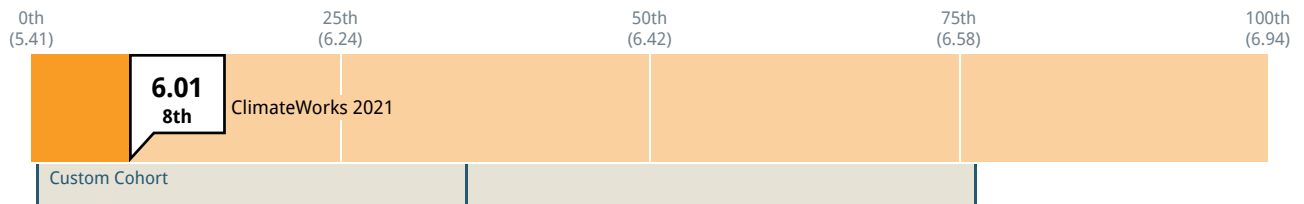
1 = Not at all 4 = Somewhat 7 = To a great extent



Cohort: Custom Cohort Past results: on Subgroup: None

To what extent did the Foundation exhibit compassion for those affected by your work during this grant?

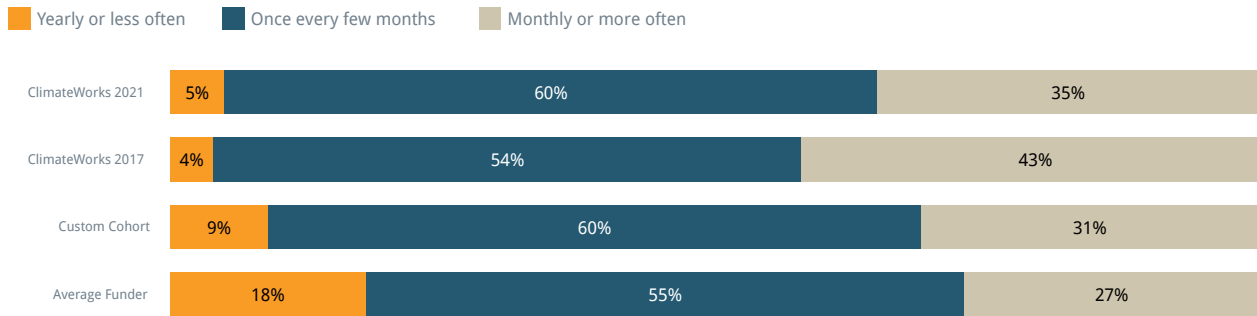
1 = Not at all 4 = Somewhat 7 = To a great extent



Cohort: Custom Cohort Past results: on Subgroup: None

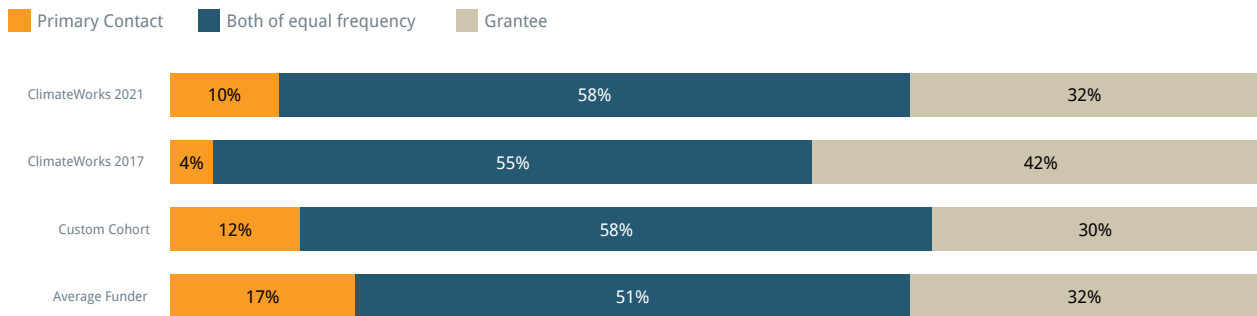
Interaction Patterns

How often do/did you have contact with your primary contact during this grant?



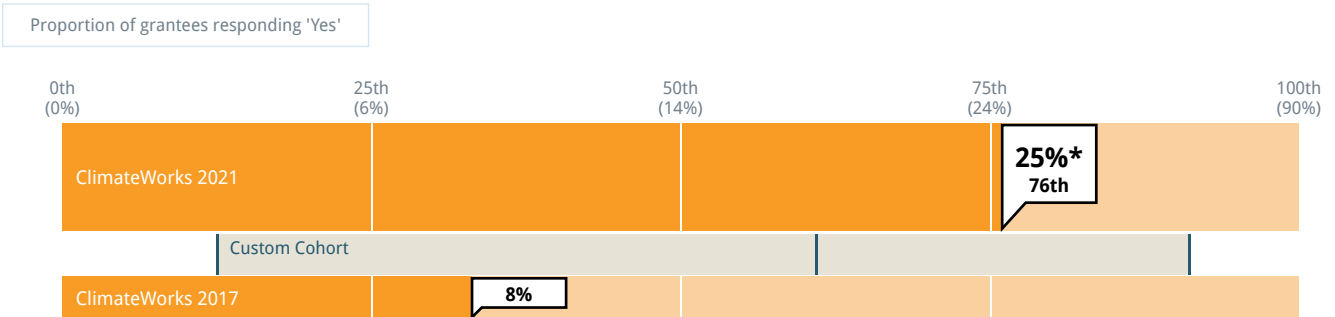
Cohort: Custom Cohort Past results: on

Who most frequently initiated the contact you had with your primary contact?



Cohort: Custom Cohort Past results: on

Has your main contact at the Foundation changed in the past six months?

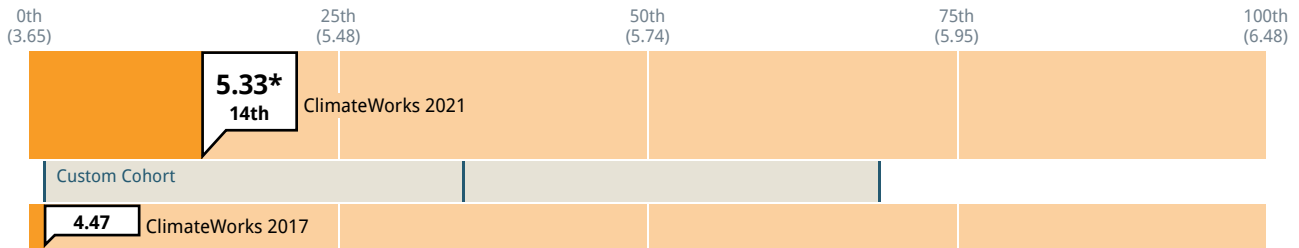


Cohort: Custom Cohort Past results: on Subgroup: None

Communication

How clearly has the Foundation communicated its goals and strategy to you?

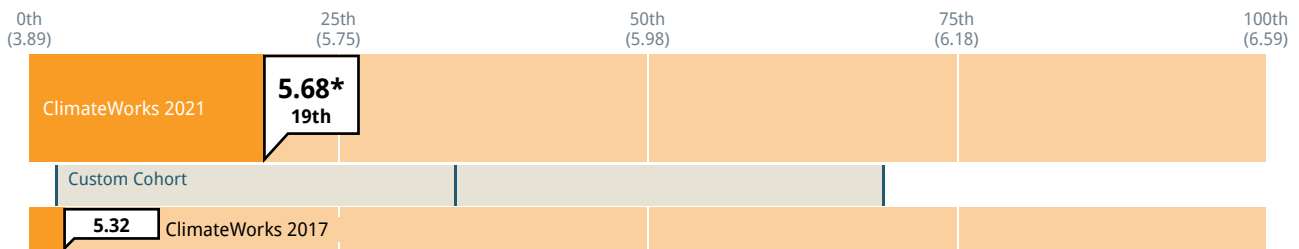
1 = Not at all clearly 7 = Extremely clearly



Cohort: Custom Cohort Past results: on Subgroup: None

How consistent was the information provided by different communication resources, both personal and written, that you used to learn about the Foundation?

1 = Not at all consistent 7 = Completely consistent



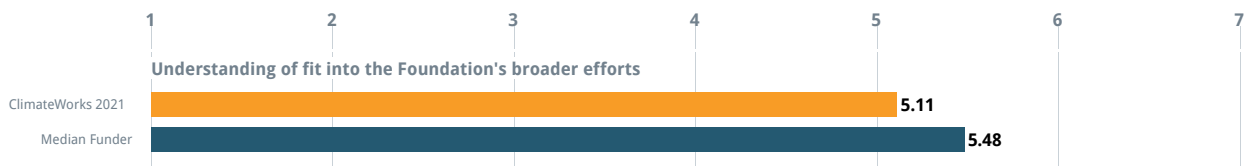
Cohort: Custom Cohort Past results: on Subgroup: None

The following question was recently added to the grantee survey and depicts comparative data from 75-100 funders in the grantee dataset.

How well do you understand the way in which the work funded by this grant fits into the Foundation's broader efforts?

1 = Limited understanding 7 = Thorough understanding

ClimateWorks 2021 Median Funder

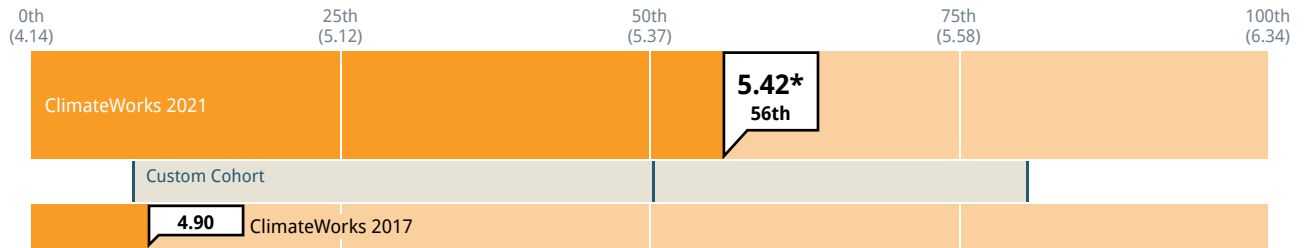


Cohort: None Past results: on

Openness

To what extent is the Foundation open to ideas from grantees about its strategy?

1 = Not at all 7 = To a great extent



Cohort: Custom Cohort Past results: on Subgroup: None

Top Predictors of Relationships

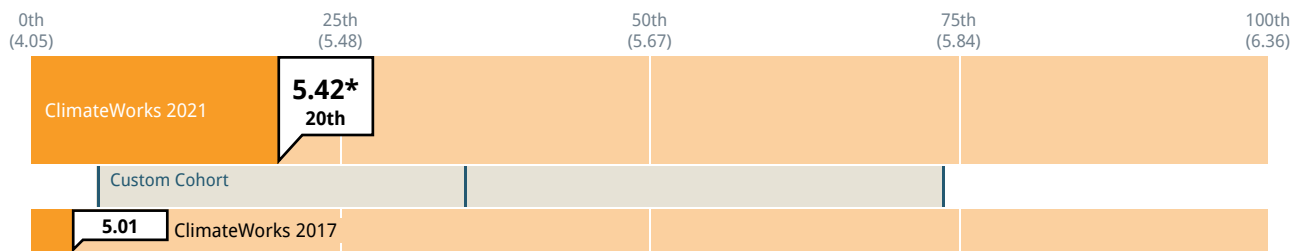
CEP's research has shown that the strongest predictors of the strength of funder-grantee relationships are transparency and understanding.

Seven related measures of understanding, together create the larger construct that CEP refers to as "understanding". The understanding summary measure below is an average of ratings on the following measures:

- ClimateWorks's understanding of partner organizations' **strategy and goals**
- ClimateWorks's awareness of partner **organizations' challenges**
- ClimateWorks's understanding of the **fields** in which partners work
- ClimateWorks's understanding of partners' **local communities**
- ClimateWorks's understanding of the **social, cultural, or socioeconomic factors** that affect partners' work
- ClimateWorks's understanding of intended **beneficiaries' needs**
- Extent to which ClimateWorks's **funding priorities** reflect a deep understanding of partners' intended beneficiaries' needs

Understanding Summary Measure

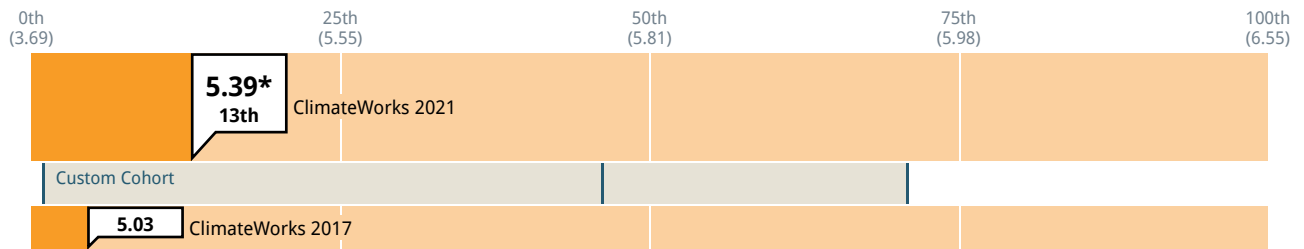
1 = Very negative 7 = Very positive



Cohort: Custom Cohort Past results: on Subgroup: None

Overall, how transparent is the Foundation with your organization?

1 = Not at all transparent 7 = Extremely transparent



Cohort: Custom Cohort Past results: on Subgroup: None

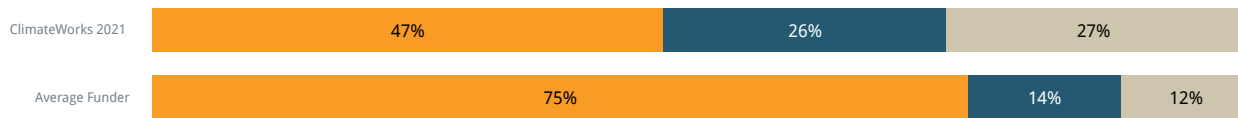
Funder Response to Current Challenges

The subsequent questions were recently added to the grantee survey and depict data from 25-50 funders in CEP's dataset.

Note: "Movements for greater equity" was shown only to international grantees, and "Movement for racial justice" was shown only to domestic grantees.

Are you aware of any action the Foundation has taken in response to the COVID-19 pandemic?

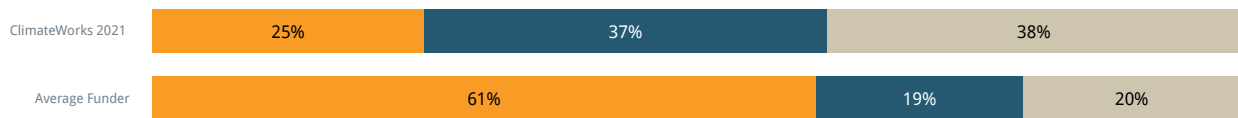
Yes No Don't know



Cohort: None Past results: on

Are you aware of any action the Foundation has taken in response to the movement for racial justice?

Yes No Don't know



Cohort: None Past results: on

Are you aware of any action the Foundation has taken in response to movements for greater equity for historically disadvantaged groups?

Yes No Don't know

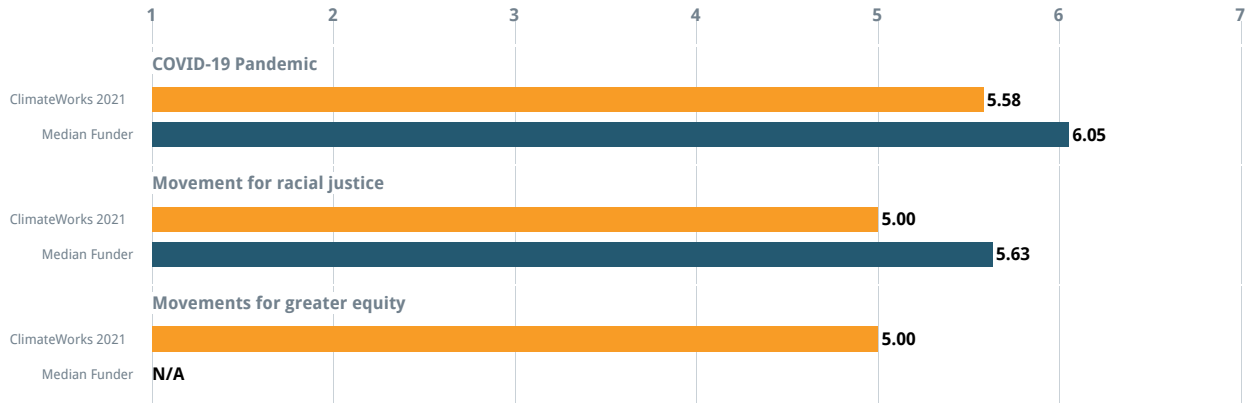


Cohort: None Past results: on

How would you rate the effectiveness of the Foundation's response to the following:

1 = Not at all effective 7 = Extremely effective

ClimateWorks 2021 Median Funder

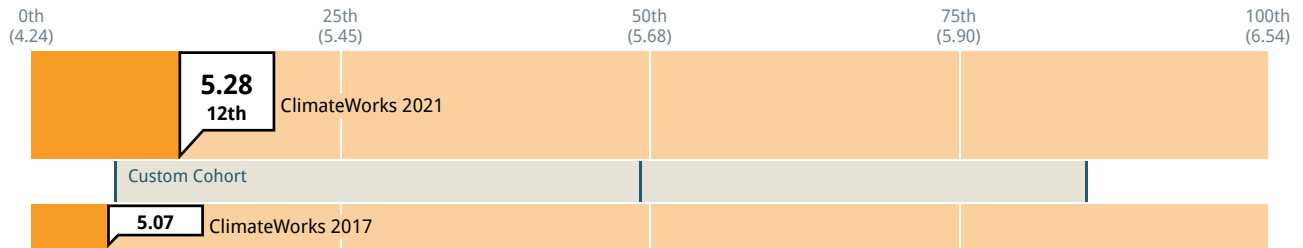


Cohort: None Past results: on

Beneficiaries and Contextual Understanding

How well does the Foundation understand the social, cultural, or socioeconomic factors that affect your work?

1 = Limited understanding 7 = Thorough understanding

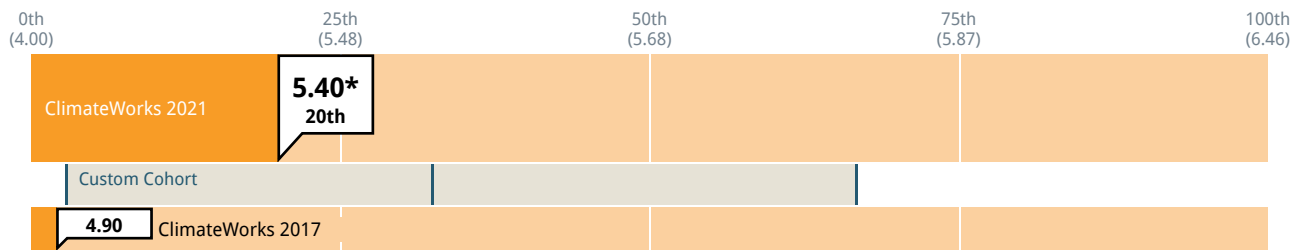


Cohort: Custom Cohort Past results: on Subgroup: None

In the following questions, we use the term "beneficiaries" to refer to those your organization seeks to serve through the services and/or programs it provides. Beneficiaries are often called end users, clients, constituents, or participants.

How well does the Foundation understand your intended beneficiaries' needs?

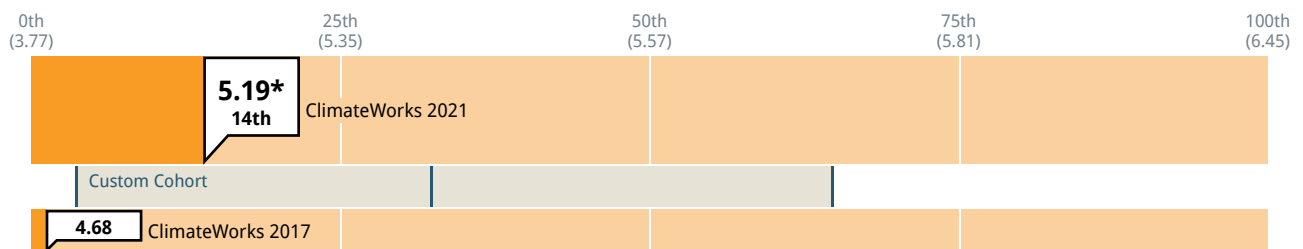
1 = Limited understanding 7 = Thorough understanding



Cohort: Custom Cohort Past results: on Subgroup: None

To what extent do the Foundation's funding priorities reflect a deep understanding of your intended beneficiaries' needs?

1 = Not at all 7 = To a great extent



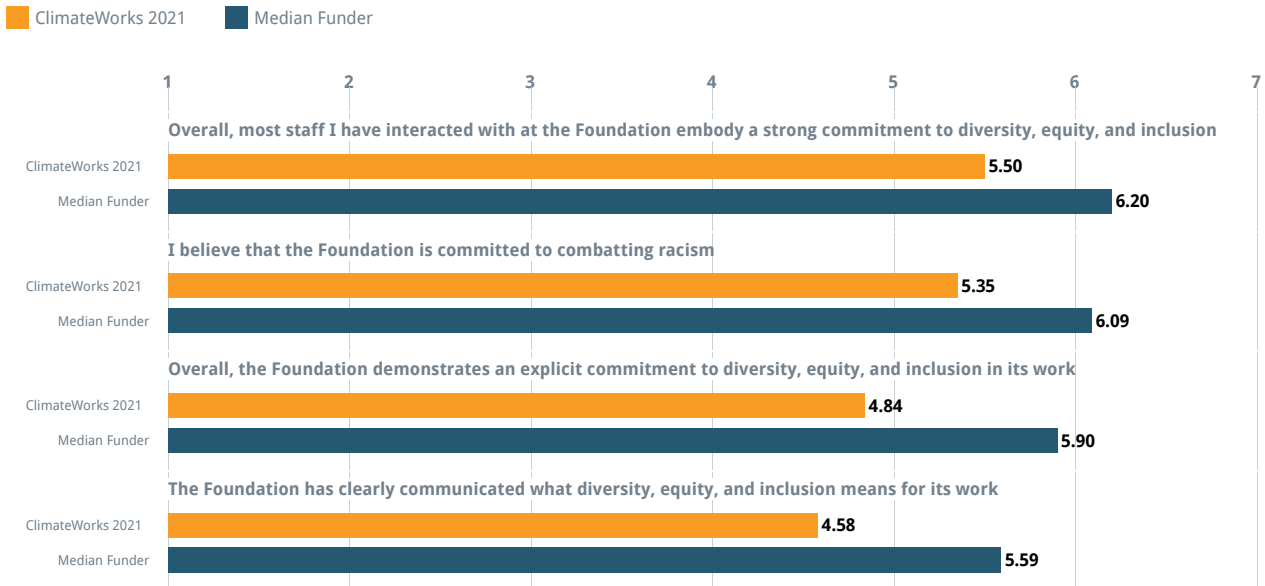
Cohort: Custom Cohort Past results: on Subgroup: None

Diversity, Equity, Inclusion and Grantee Demographics

The subsequent question was recently added to the grantee survey and depicts data from 50-75 funders in CEP's dataset.

Please rate the extent to which you agree or disagree with the following statements about diversity, equity, and inclusion:

1 = Strongly disagree 4 = Neither agree nor disagree 7 = Strongly agree



Cohort: None Past results: on

Primary Beneficiary of Grant

The subsequent question was recently added to the grantee survey and depicts data from 50-75 funders in CEP's dataset.

Are the efforts funded by this grant primarily meant to benefit historically disadvantaged groups?

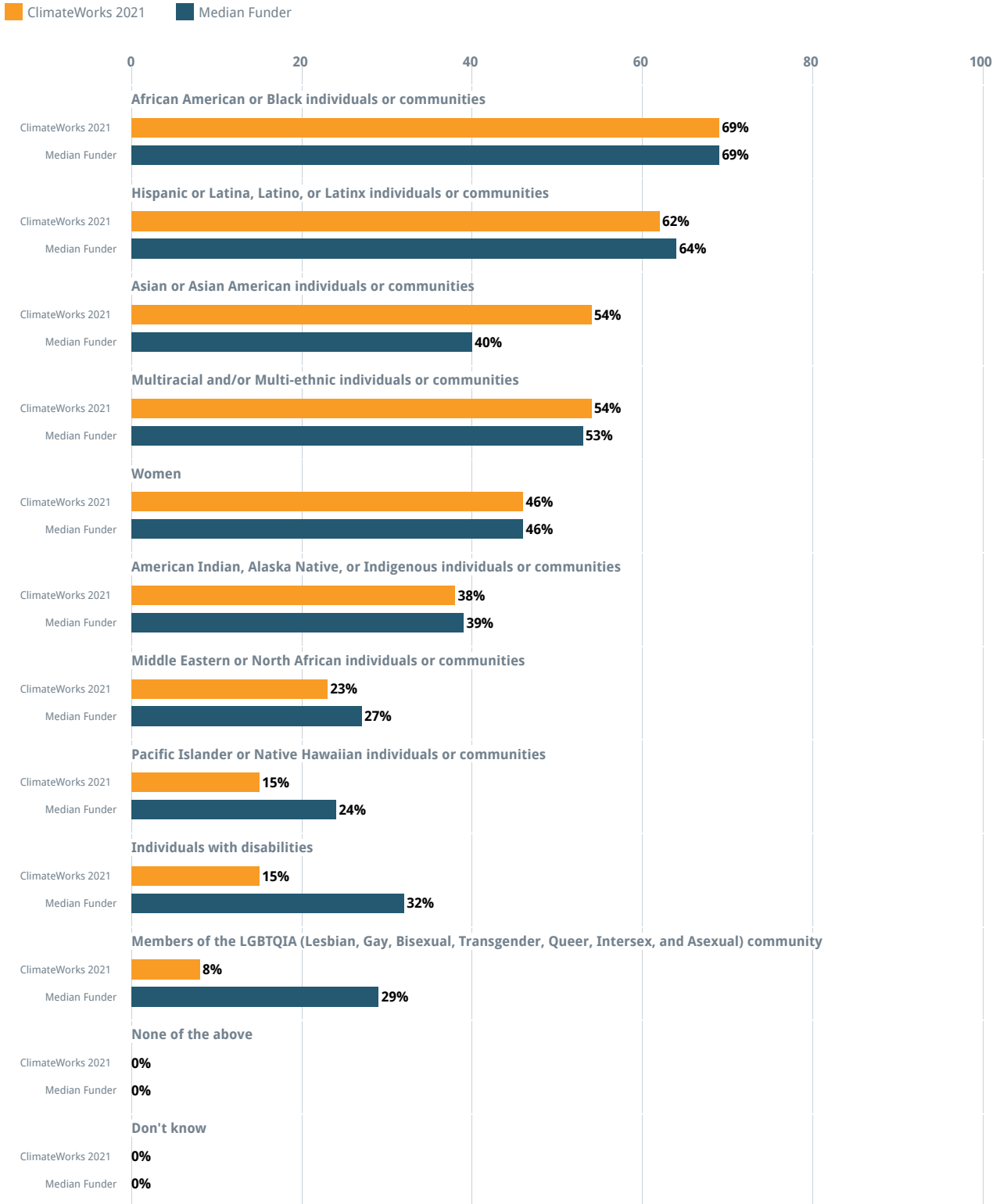
Yes No Don't know



Cohort: None Past results: on

The following questions are asked only of grantees who answer "yes" to the question above. They were recently added to the grantee survey and depict data from approximately 25-50 funders in CEP's dataset.

Specifically, are any of the following populations the primary intended beneficiaries of the efforts funded by this grant?



Cohort: None Past results: on

Respondent Demographics

Selected Cohort: Custom Cohort				
Job Title of Respondents	ClimateWorks 2021	ClimateWorks 2017	Average Funder	Custom Cohort
Executive Director	26%	21%	47%	36%
Other Senior Management	26%	30%	17%	23%
Project Director	23%	20%	13%	20%
Development Director	6%	12%	9%	8%
Other Development Staff	12%	11%	8%	10%
Volunteer	0%	0%	2%	0%
Other	7%	5%	5%	2%

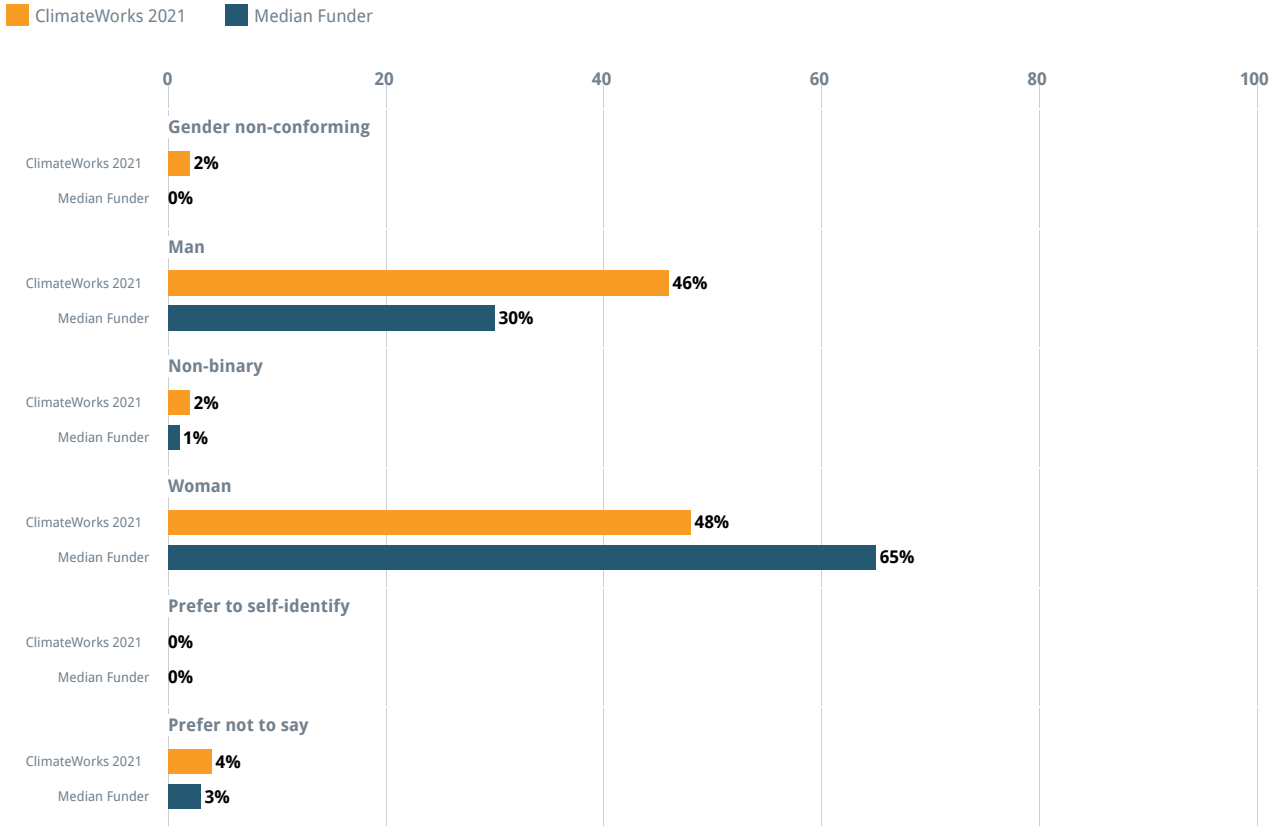
Note: Survey questions about respondents' demographics were recently modified or added to match best practices, and depict comparative data from 50-75 funders in the dataset. Demographic questions related to grantees' POC and racial/ethnic identity are only asked of respondents in the United States.

Survey language and response options for questions about race and ethnicity are guided by best practices shared by [National Institutes of Health](#), [Pew Research Center](#), [Psi Chi Journal of Psychological Research](#), and the [US Census Bureau](#).

Survey language and response options for questions about gender and LGBTQIA identity are guided by best practices shared by [Funders For LGBTQ Issues](#), [HRC Foundation's Welcoming Schools](#), and the [Williams Institute of the University of California – Los Angeles School of Law](#).

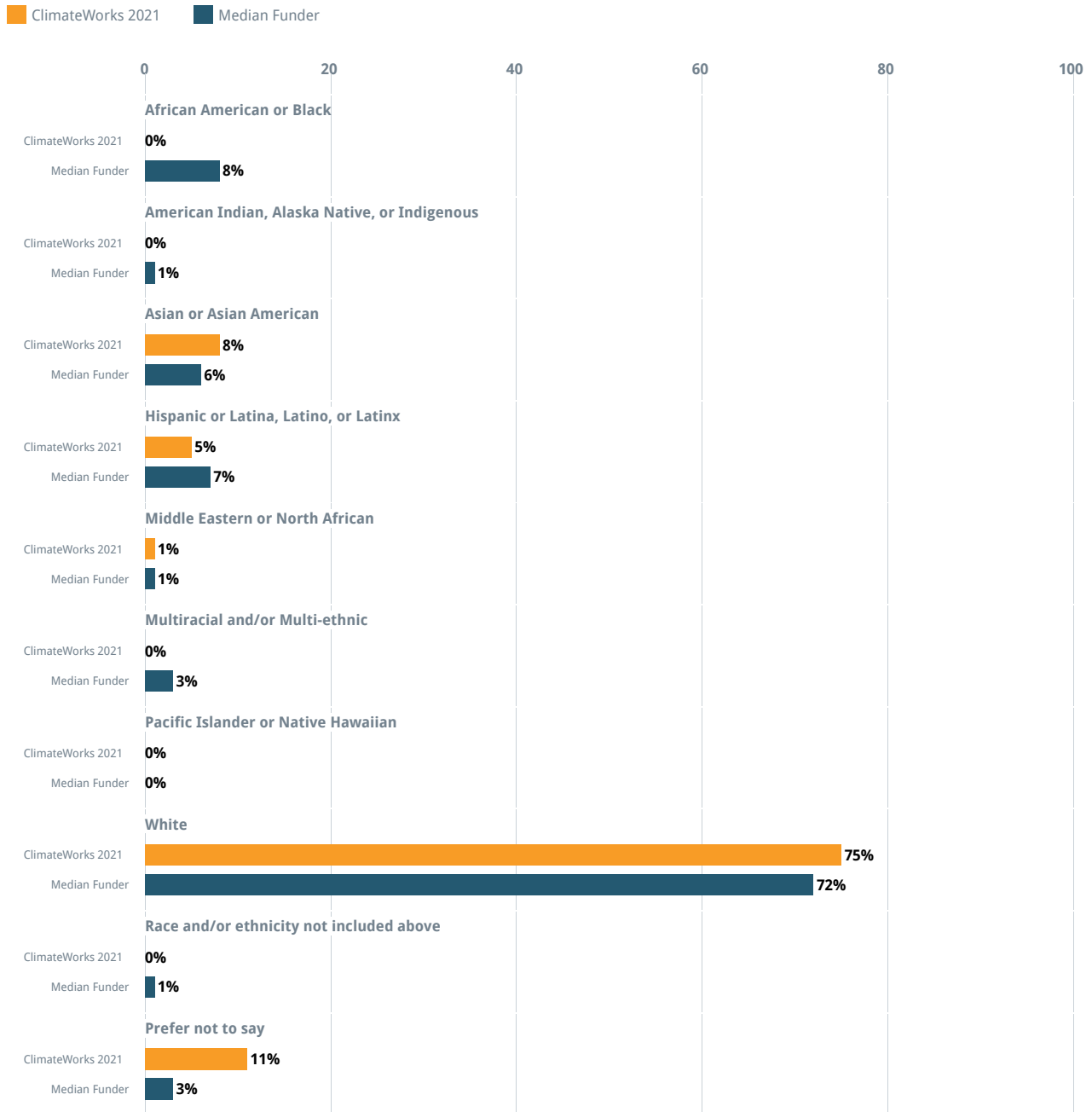
Survey respondents are asked to share their gender identities in a check-all-that-apply question. Each chart has the option of showing the average ratings of respondents who selected only "man," only "woman," multiple gender identities, "non-binary," "gender non-conforming," "prefer to self-identify," and "prefer not to say" - as long as that response option had at least 10 respondents.

Please select the option that represents how you describe yourself:



Cohort: None Past results: on

How would you describe your race and/or ethnicity?



Cohort: None Past results: on

The following question was recently added to the grantee survey and depicts comparative data from 75-100 funders in the dataset.

Selected Cohort: None		
Do you identify as a person of color?	ClimateWorks 2021	Average Funder
Yes	11%	21%
No	81%	75%
Prefer not to say	8%	5%

The following questions were recently added to the grantee survey and depict comparative data from 25-50 funders in the dataset.

Selected Cohort: None		
Are you transgender?	ClimateWorks 2021	Average Funder
Yes	0%	1%
No	96%	95%
Prefer not to say	4%	3%

Selected Cohort: None		
Do you identify as a member of the LGBTQIA (Lesbian, Gay, Bisexual, Transgender, Queer, Intersex, and Asexual) community?	ClimateWorks 2021	Average Funder
Yes	14%	11%
No	83%	84%
Prefer not to say	3%	4%

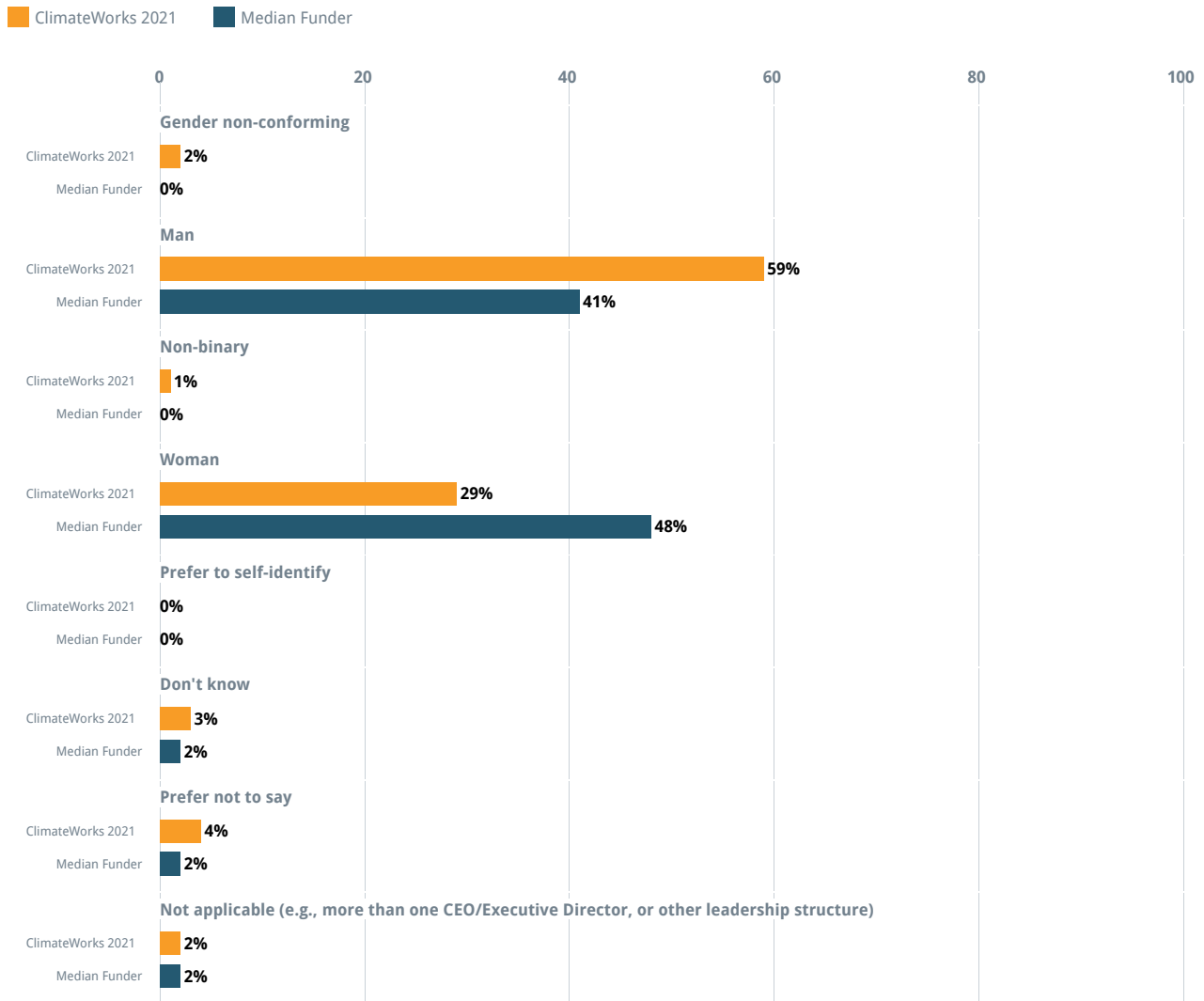
Selected Cohort: None		
Do you identify as an individual with a disability?	ClimateWorks 2021	Average Funder
Yes	2%	5%
No	94%	91%
Prefer not to say	5%	4%

Organization ED/CEO Demographics

Note: Survey questions about CEO/Executive Director demographics were recently modified or added to match best practices. Demographic questions related to POC and racial/ethnic identity are only asked of organizations based in the United States.

The subsequent question depicts comparative data from 50-75 funders in CEP's dataset.

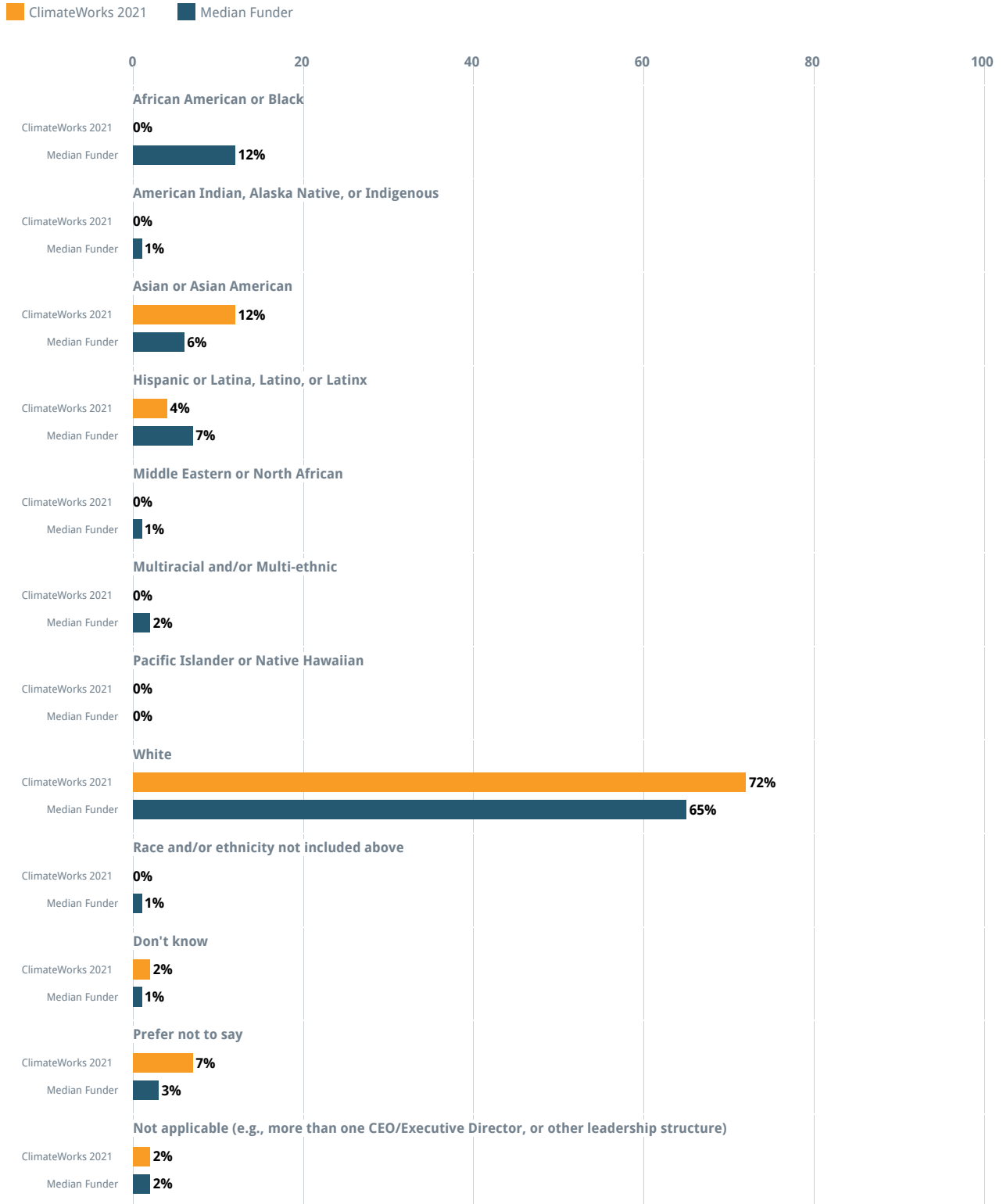
Please select the option that represents how the CEO/Executive Director of your organization describes themselves:



Cohort: None Past results: on

The subsequent questions were recently added to the grantee survey and depict data from fewer than 25 funders in CEP's dataset.

How would you describe the race and/or ethnicity of the CEO/Executive Director of your organization?



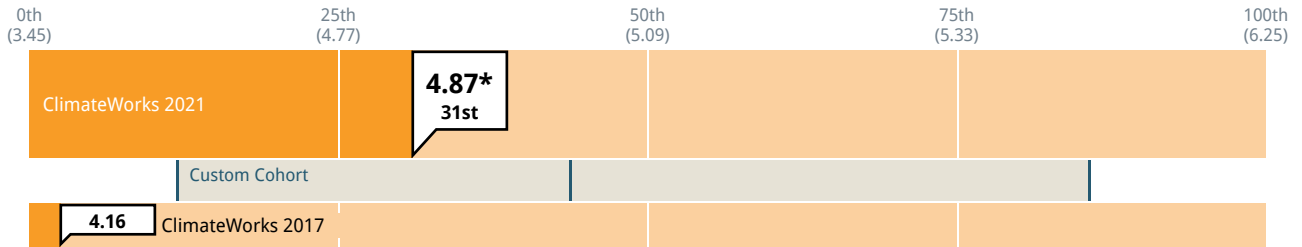
Cohort: None Past results: on

Selected Cohort: None		
Does the CEO/Executive Director of your organization identify as a person of color?	ClimateWorks 2021	Average Funder
Yes	9%	27%
No	76%	67%
Don't know	13%	5%
Prefer not to say	3%	1%

Grant Processes

How helpful was participating in the Foundation's selection process in strengthening the organization/program funded by the grant?

1 = Not at all helpful 7 = Extremely helpful

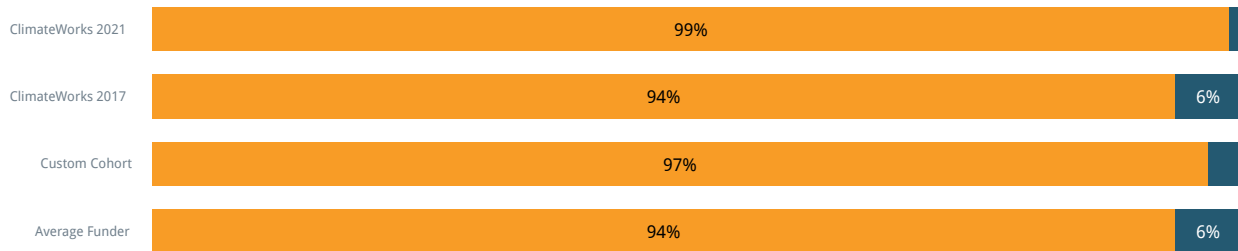


Cohort: Custom Cohort Past results: on Subgroup: None

Selection Process

Did you submit a proposal for this grant?

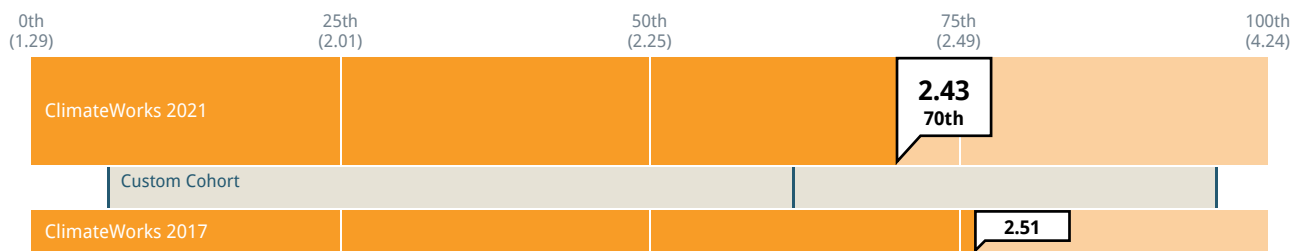
Submitted a proposal Did not submit a proposal



Cohort: Custom Cohort Past results: on

As you developed your grant proposal, how much pressure did you feel to modify your organization's priorities in order to create a grant proposal that was likely to receive funding?

1 = No pressure 7 = Significant pressure



Cohort: Custom Cohort Past results: on Subgroup: None

Time Between Submission and Clear Commitment

“How much time elapsed from the submission of the grant proposal to clear commitment of funding?”

Selected Cohort: Custom Cohort				
Time Elapsed from Submission of Proposal to Clear Commitment of Funding	ClimateWorks 2021	ClimateWorks 2017	Average Funder	Custom Cohort
Less than 3 months	65%	56%	62%	64%
4 - 6 months	29%	40%	29%	26%
7 - 12 months	6%	4%	7%	8%
More than 12 months	0%	0%	2%	2%

Selected Subgroup: None
Time Elapsed from Submission of Proposal to Clear Commitment of Funding (By Subgroup)
Less than 3 months
4 - 6 months
7 - 12 months
More than 12 months

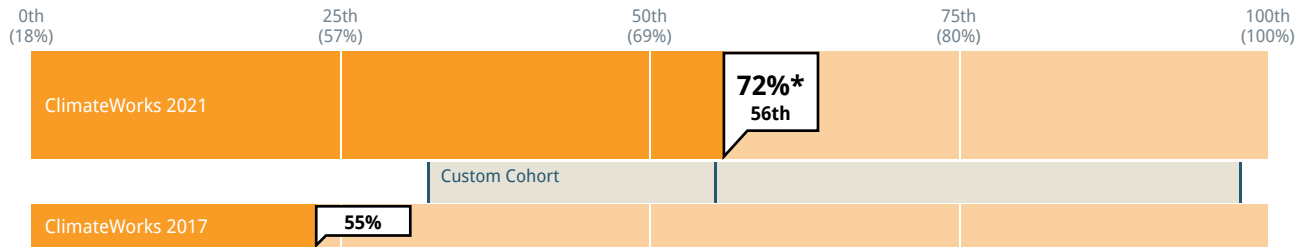
Reporting and Evaluation Process

Definition of Reporting and Evaluation

- "Reporting" - ClimateWorks's standard oversight, monitoring, and grant reporting.
- "Evaluation" - formal activities *beyond reporting* undertaken by ClimateWorks to assess or learn about a grant, a program, or ClimateWorks's efforts.

At any point during the application or the grant period, did the Foundation and your organization exchange ideas regarding how your organization would assess the results of the work funded by this grant?

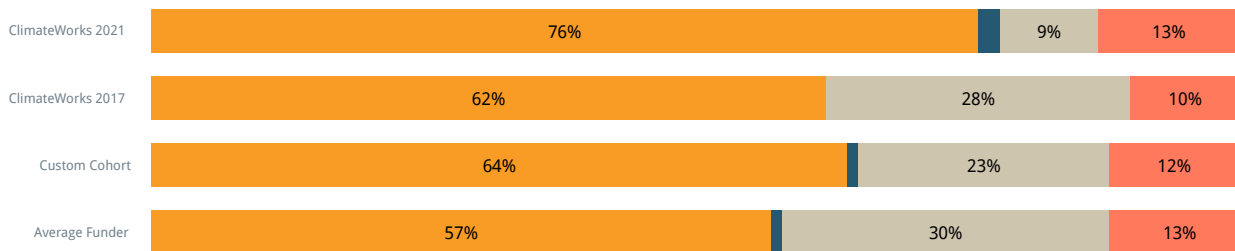
Proportion of grantees responding 'Yes'



Cohort: Custom Cohort Past results: on Subgroup: None

Participation in Reporting and/or Evaluation Processes

- Participated in a reporting process only
- Participated in an evaluation process only
- Participated in both a reporting and an evaluation process
- Participated in neither a reporting nor an evaluation process



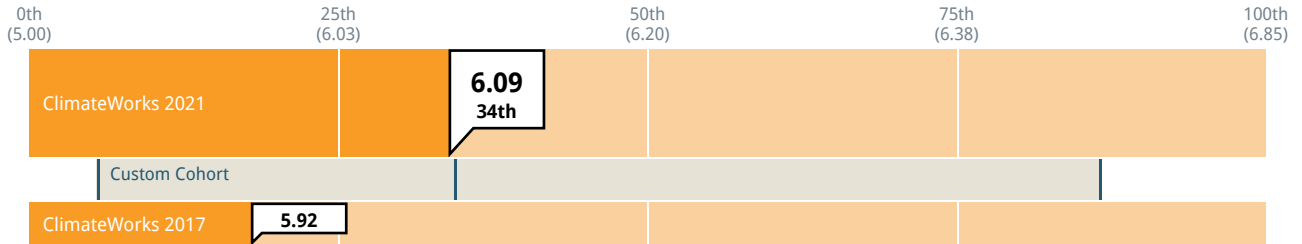
Cohort: Custom Cohort Past results: on

Reporting Process

The following questions were only asked of grantees that indicated having participated in a reporting process. See the "Reporting and Evaluation Process" page for data on the proportion of grantees participating in this process.

To what extent was the Foundation's reporting process straightforward?

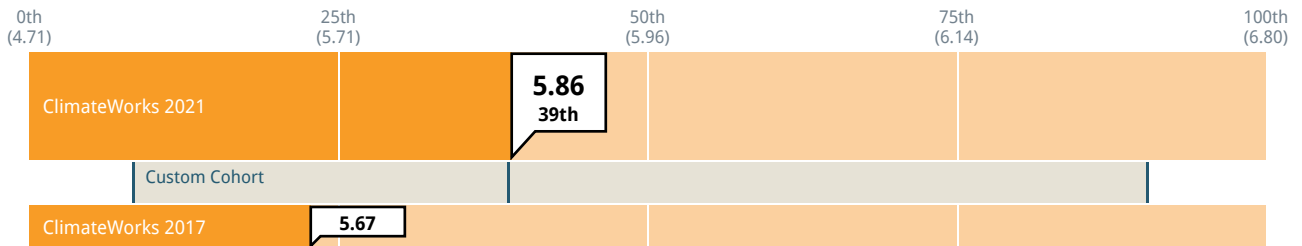
1 = Not at all 7 = To a great extent



Cohort: Custom Cohort Past results: on Subgroup: None

To what extent was the Foundation's reporting process adaptable, if necessary, to fit your circumstances?

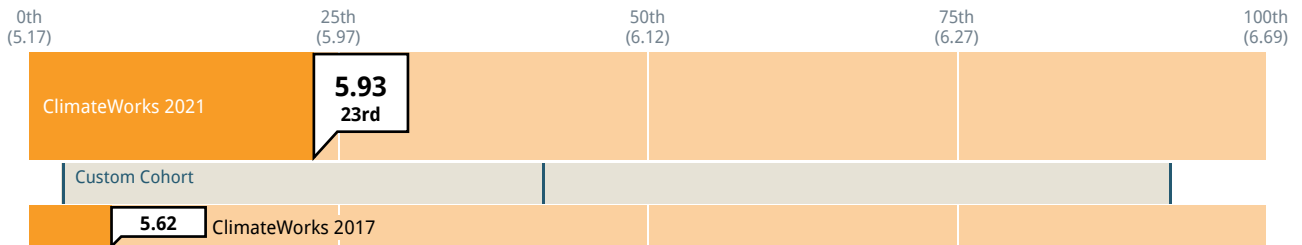
1 = Not at all 7 = To a great extent



Cohort: Custom Cohort Past results: on Subgroup: None

To what extent was the Foundation's reporting process relevant, with questions and measures pertinent to the work funded by this grant?

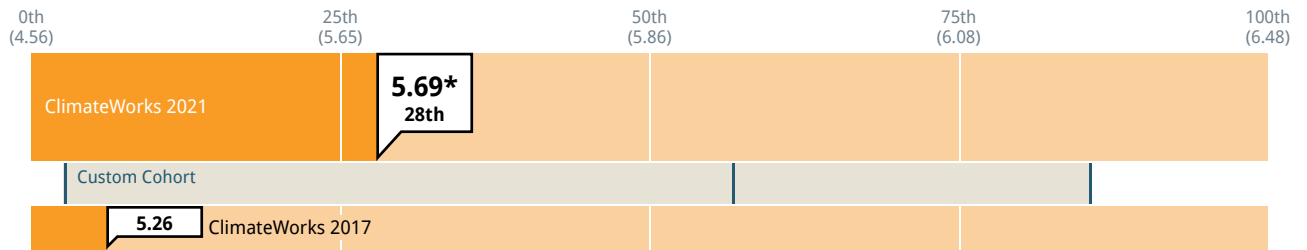
1 = Not at all 7 = To a great extent



Cohort: Custom Cohort Past results: on Subgroup: None

To what extent was the Foundation's reporting process a helpful opportunity for you to reflect and learn?

1 = Not at all 7 = To a great extent



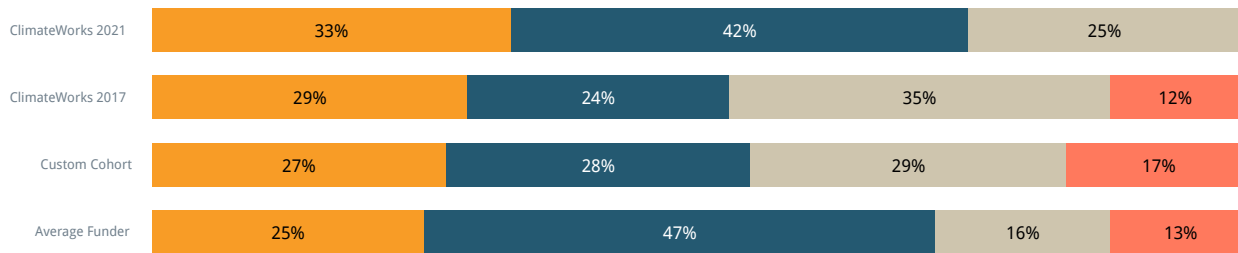
Cohort: Custom Cohort Past results: on Subgroup: None

Evaluation Process

The following questions were only asked of grantees that indicated having participated in an evaluation process. See the "Reporting and Evaluation Process" page for data on the proportion of grantees participating in this process.

Who was primarily responsible for carrying out the evaluation?

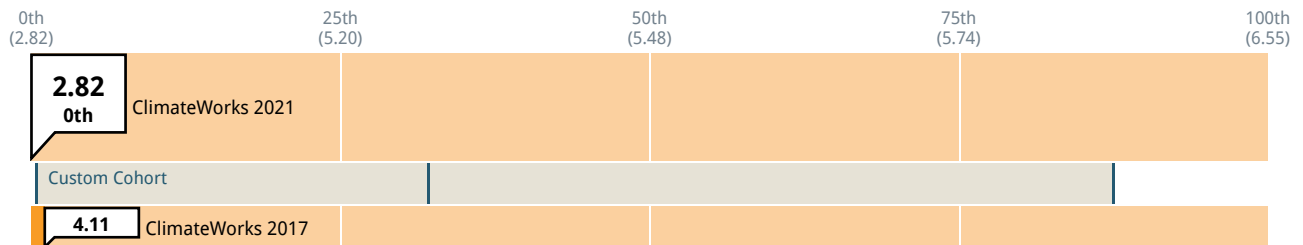
■ Evaluation staff at the Foundation
 ■ Evaluation staff at your organization
 ■ External evaluator, chosen by the Foundation
■ External evaluator, chosen by your organization



Cohort: Custom Cohort Past results: on

To what extent did the evaluation incorporate input from your organization in the design of the evaluation?

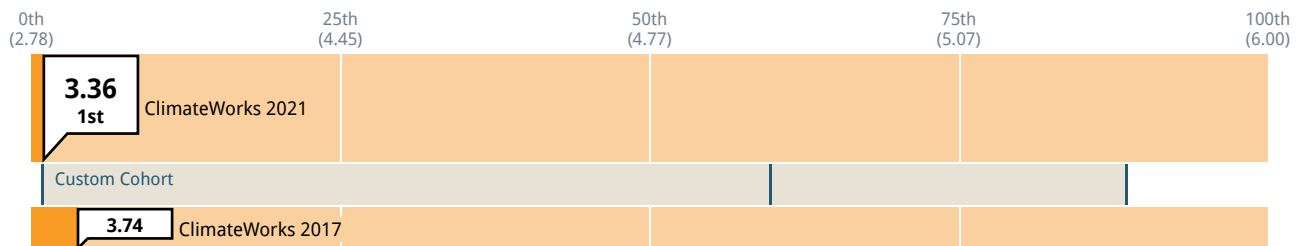
1 = Not at all 7 = To a great extent



Cohort: Custom Cohort Past results: on Subgroup: None

To what extent did the evaluation result in your organization making changes to the work that was evaluated?

1 = Not at all 7 = To a great extent

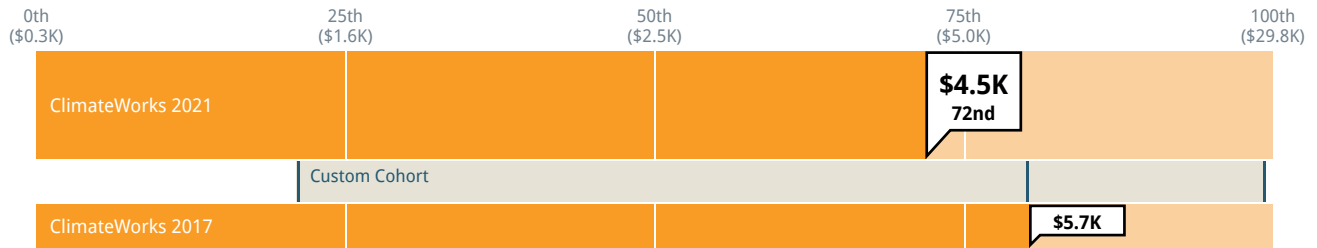


Cohort: Custom Cohort Past results: on Subgroup: None

Dollar Return and Time Spent on Processes

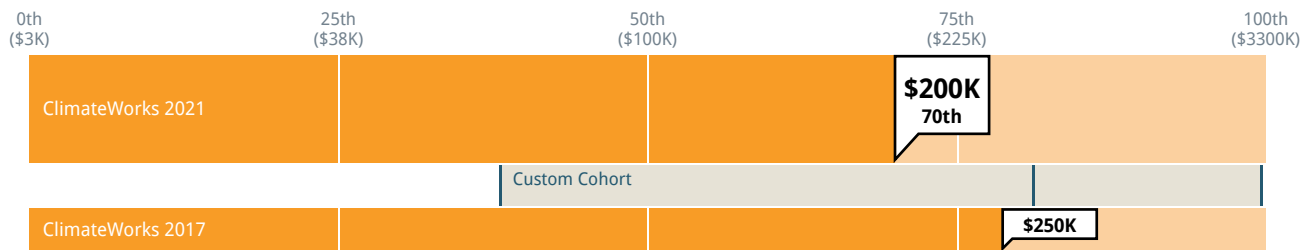
Dollar Return: Median grant dollars awarded per process hour required

Includes total grant dollars awarded and total time necessary to fulfill the requirements over the lifetime of the grant



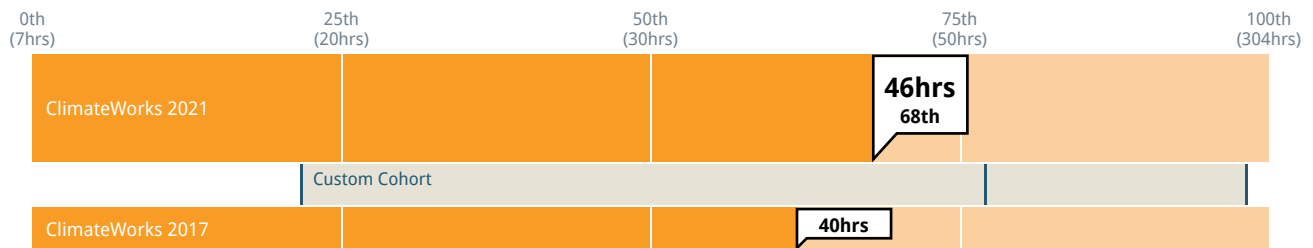
Cohort: Custom Cohort Past results: on Subgroup: None

Median Grant Size



Cohort: Custom Cohort Past results: on Subgroup: None

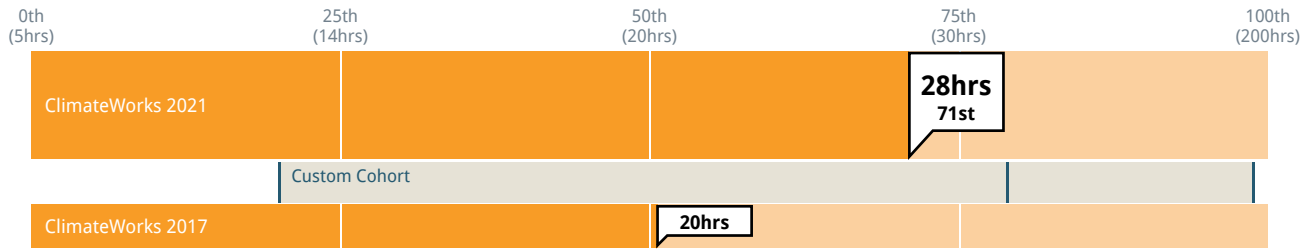
Median hours spent by grantees on funder requirements over grant lifetime



Cohort: Custom Cohort Past results: on Subgroup: None

Time Spent on Selection Process

Median Hours Spent on Proposal and Selection Process



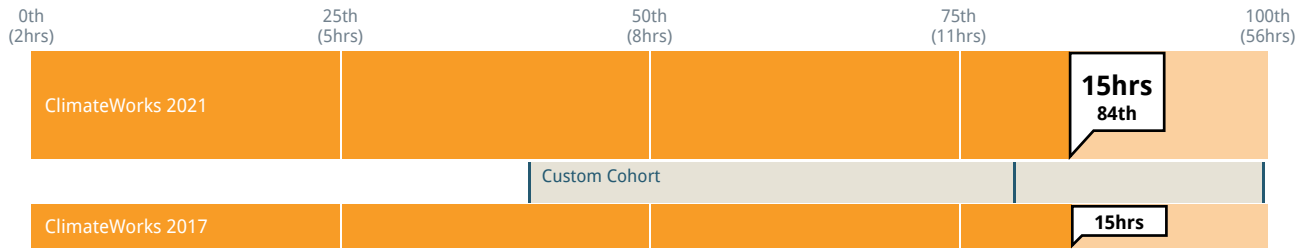
Cohort: Custom Cohort Past results: on Subgroup: None

Selected Cohort: Custom Cohort				
Time Spent On Proposal And Selection Process	ClimateWorks 2021	ClimateWorks 2017	Average Funder	Custom Cohort
1 to 9 hours	10%	13%	22%	10%
10 to 19 hours	20%	23%	21%	15%
20 to 29 hours	20%	25%	17%	15%
30 to 39 hours	12%	5%	7%	8%
40 to 49 hours	15%	14%	11%	15%
50 to 99 hours	14%	12%	11%	17%
100 to 199 hours	2%	5%	6%	11%
200+ hours	7%	3%	3%	8%

Selected Subgroup: None
Time Spent On Proposal And Selection Process (By Subgroup)
1 to 9 hours
10 to 19 hours
20 to 29 hours
30 to 39 hours
40 to 49 hours
50 to 99 hours
100 to 199 hours
200+ hours

Time Spent on Reporting and Evaluation Process

Median Hours Spent on Monitoring, Reporting and Evaluation Process Per Year



Cohort: Custom Cohort Past results: on Subgroup: None

Selected Cohort: Custom Cohort				
Time Spent On Monitoring, Reporting, And Evaluation Process (Annualized)	ClimateWorks 2021	ClimateWorks 2017	Average Funder	Custom Cohort
1 to 9 hours	32%	33%	54%	36%
10 to 19 hours	27%	26%	20%	23%
20 to 29 hours	15%	14%	10%	14%
30 to 39 hours	8%	9%	3%	5%
40 to 49 hours	4%	7%	4%	5%
50 to 99 hours	4%	9%	5%	8%
100+ hours	9%	3%	5%	8%

Selected Subgroup: None
Time Spent On Monitoring, Reporting, And Evaluation Process (Annualized) (By Subgroup)
1 to 9 hours
10 to 19 hours
20 to 29 hours
30 to 39 hours
40 to 49 hours
50 to 99 hours
100+ hours

Non-Monetary Assistance

The following questions were recently added to the grantee survey and depict comparative data from 25-50 funders in the dataset.

Did you receive any non-monetary support from the Foundation during this grant period?

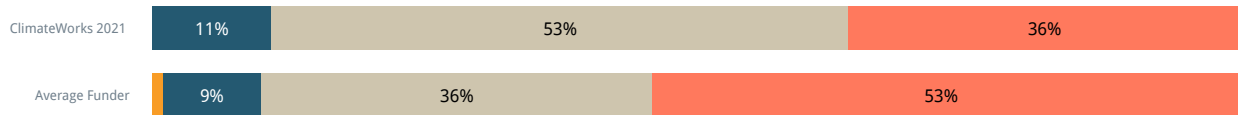
Yes No



Cohort: None Past results: on

How would you describe the benefit - to your organization or work - of any non-monetary support that you received?

No benefit A minor benefit A moderate benefit A major benefit

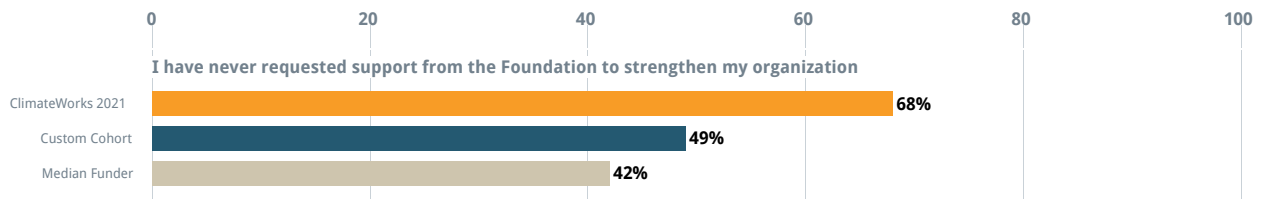


Cohort: None Past results: on

The following question was recently added to the grantee survey and depicts comparative data from over 100 funders in the dataset.

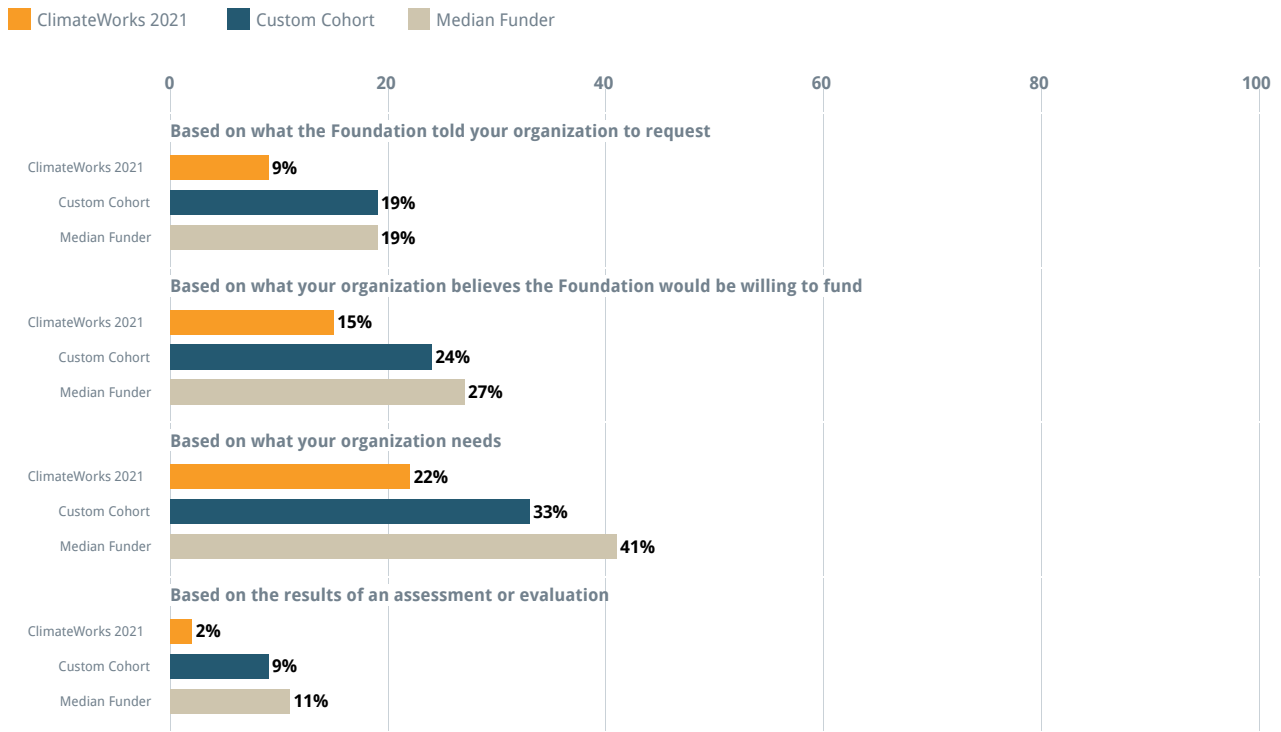
Have you ever requested support from the Foundation to help strengthen your organization?

ClimateWorks 2021 Custom Cohort Median Funder



Cohort: Custom Cohort Past results: on

If you have ever requested support from the Foundation to help strengthen your organization, how did you determine what specific support to ask for?



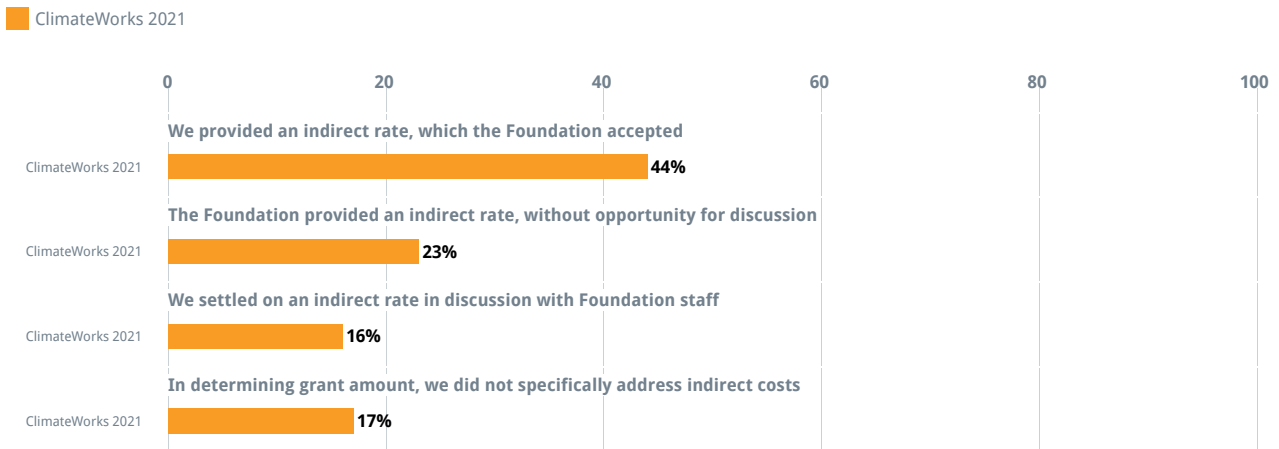
Cohort: Custom Cohort Past results: on

Customized Questions

ClimateWorks custom questions are presented in the following pages, grouped thematically

Full Cost

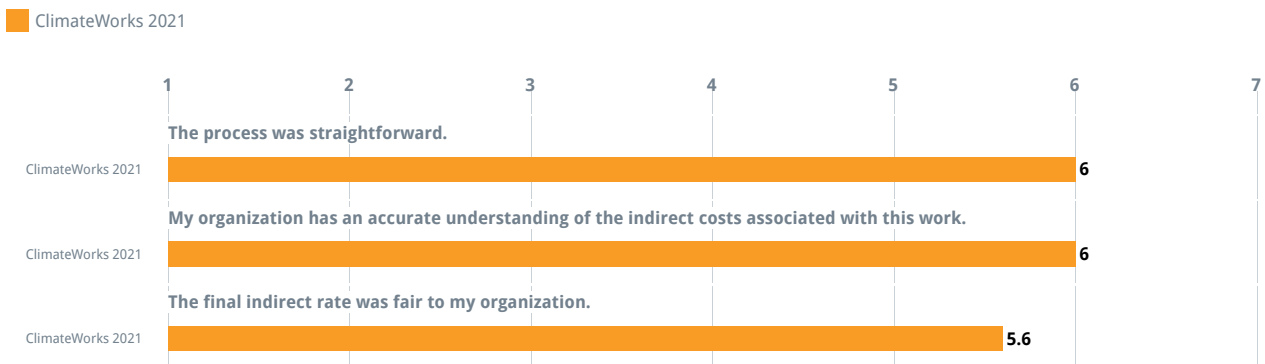
Which best describes the process used to set an indirect cost rate for this project?



Cohort: None Past results: on

How strongly do you agree or disagree with the following statements about how indirect and direct costs were set?

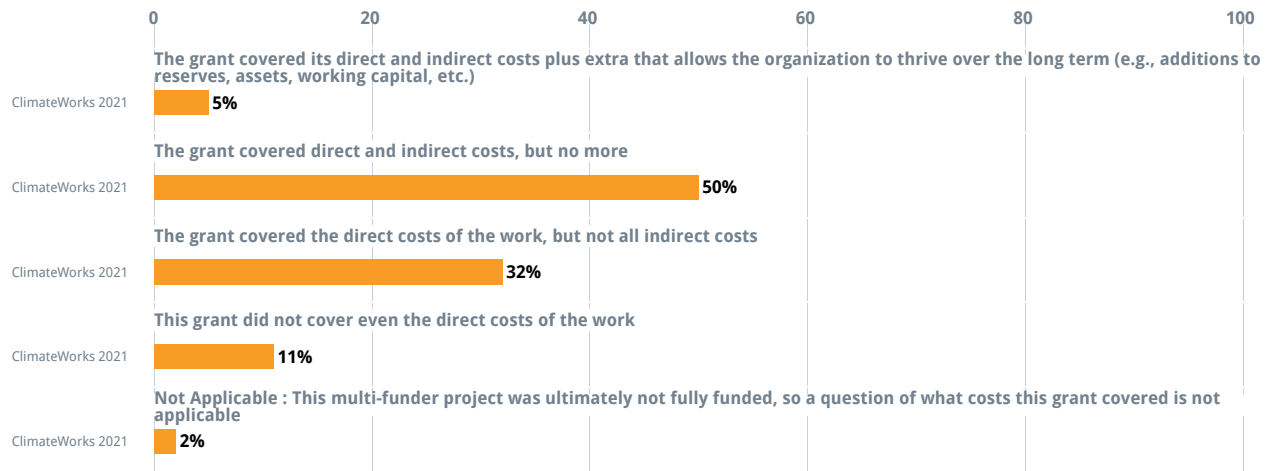
1 = Strongly disagree 4 = Neither agree nor disagree 7 = Strongly agree



Cohort: None Past results: on

To what extent did the grant cover the full costs of the work it was meant to fund (or the costs of its share of work in a multi-funder project)?

ClimateWorks 2021

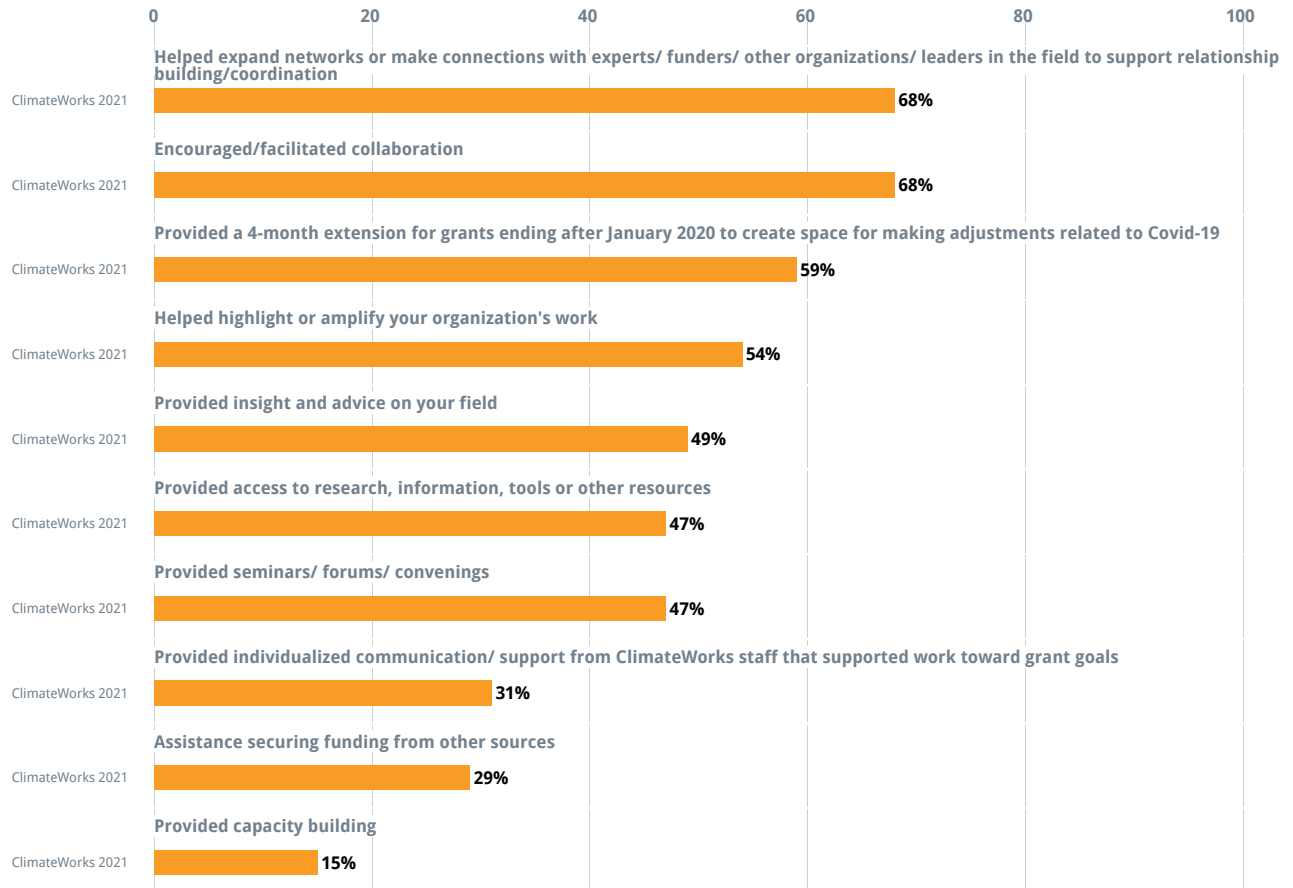


Cohort: None Past results: on

Non-Monetary Support

We'd like to hear more about any non-monetary support you received from ClimateWorks staff or from someone paid by ClimateWorks. Please select all types of non-monetary assistance for the implementation of the work under the program and/or to achieve program goals.

ClimateWorks 2021



Cohort: None Past results: on

Please indicate how useful each type of non-monetary assistance was for the implementation of the work under the program and/or to achieving program goals.

1 = Not at all helpful 7 = Extremely helpful

ClimateWorks 2021



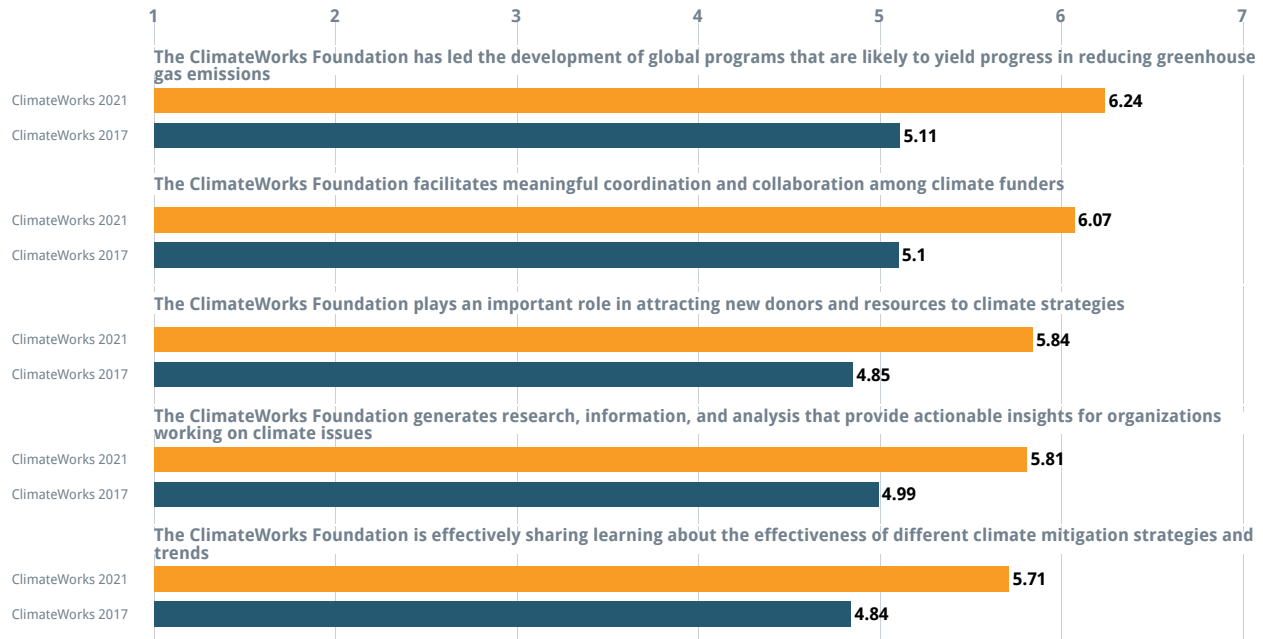
Cohort: None Past results: on

Agreement/Disagreement

Thinking about the ClimateWorks Foundation's efforts to mobilize philanthropy, please indicate how strongly you disagree or agree with the following statements:

1 = Strongly disagree 4 = Neither agree nor disagree 7 = Strongly agree

ClimateWorks 2021 ClimateWorks 2017



Cohort: None Past results: on

Please indicate how strongly you agree or disagree with the following statements:

1 = Strongly disagree 4 = Neither agree nor disagree 7 = Strongly agree

ClimateWorks 2021



Cohort: None Past results: on

Grantees' Open-Ended Comments

In the Grantee Perception Report survey, CEP asks four open-ended questions:

1. "Please comment on what you think the Foundation could do to make even more of a difference in responding to the pandemic, the movement for racial justice, or other related issues - for your beneficiaries, your organization, or your fields or communities."
2. "Please comment on the quality of the Foundation's processes, interactions, and communications."
3. "Thinking beyond the grant you received, please comment on how the Foundation influences your field, community, or organization."
4. "What specific improvements would you suggest that would make the Foundation a better funder?"

In addition to these four questions, ClimateWorks added four custom open-ended questions for grantees:

1. What types of non-monetary support from CWF would be most useful in supporting your mitigation work and achieving program goals, and please tell us more about the benefit – to your organization or work – of any non-monetary support that you received.
2. Please let us know if you have any feedback on the process for submitting your proposal and required documents (clarity of instructions, experience with the Fluxx grants database, etc.)
3. What three words come to mind when you think of ClimateWorks Foundation?
4. Is there anything else you would like ClimateWorks to know?

To download the full set of grantee comments and suggestions, please refer to the "Attachments" dropdown menu at the top right of your report. Please note that some comments may be redacted or removed to protect the confidentiality of respondents.

CEP's Qualitative Analysis

CEP thoroughly reviews each comment submitted and conducts comprehensive qualitative analysis on two of the standard questions in the GPR.

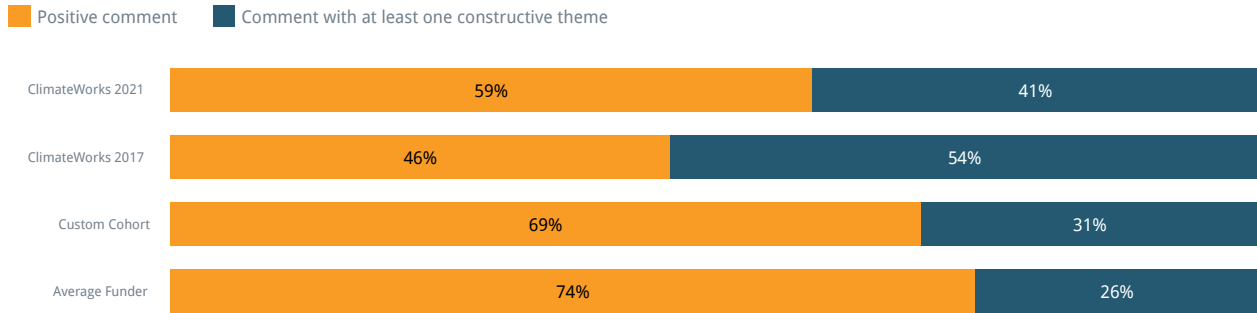
The following pages outline the results of CEP's analyses.

Quality of Processes, Interactions and Communications

Grantees were asked to comment on the quality of ClimateWorks's processes, interactions, and communications. Their comments were then categorized by the nature of their content, specifically whether the content is positive, neutral or constructive.

For a comment to be categorized as constructive, there must have been at least one constructive topic in its content.

Positivity of Comments about the Quality of the Foundation's Processes, Interactions, and Communications



Cohort: Custom Cohort Past results: on

Grantees' Suggestions

Grantees were asked to provide any suggestions for how the Foundation could improve. The 126 grantees that responded to the survey provided 74 constructive suggestions. These suggestions were thematically categorized by CEP and grouped into the topics below.

Proportion of Grantee Suggestions by Topic

Topic of Suggestion	Proportion
Grantmaking Characteristics	28%
External Impact	15%
Communications	14%
Non-Monetary Assistance	12%
Processes	12%
Diversity, Equity, Inclusion	5%
Interactions	5%
Impact on and Understanding of Grantee Organizations	4%
Other	4%

Selected Comments

Grantees were asked to provide any suggestions for how the Foundation could improve. The 126 grantees that responded to the survey provided a total of 74 distinct suggestions. These suggestions were thematically categorized by CEP and grouped into the topics below.

Grantmaking Characteristics (28% N=21)

- Multi-Year Support (N = 11)
 - "Grants should be longer than 2 years - this is insufficient time to get the traction that is needed for nearly any project."
 - "My only suggestion is that we would appreciate the ability to strategically grow our organization beyond the boundaries of project-specific, one-year or two-year grants."
 - "Give grants that last more than one year."
- General Operating Support (N = 4)
 - "The Foundation could extend general support to smaller organizations that lack the resources, on issues of strategy development, and long-term planning."
- Size (N = 4)
 - "It should be committing more money to more aggressive campaigns and strategies..."
- Other (N = 2)

External Impact (15% N=11)

- Orientation (N = 8)
 - "The only thing that comes to mind is that it would be greatly beneficial to fighting the climate crisis, if the Foundation could consider dedicating some of its funds to supporting capital investment in non-mature technology with proven potential for climate mitigation."
 - "More open programs towards larger diversity of Latin American countries."
- Field and Community Understanding (N = 3)
 - "Rather than simply focusing on climate, thinking about how project impacted communities could use help outside of simply improvement to climate policies."

Communications (14% N=10)

- More Consistent & Clear Communication (N = 10)
 - "More consistent communication with grantees."
 - "Clearer communication on long-term plans and intent to renew or reshape annual funding support."
 - "Communication from the foundation and about their strategies, policies would be appreciated so that we have a clearer overview of the foundation's priorities and work and can more easily find areas of alignment for funding opportunities."

Non-Monetary Assistance (12% N=9)

- Collaboration Opportunities (N = 6)
 - "One suggestion would be for the Foundation to host annual strategy workshops with its grantees..."
 - "...Support grantees on communication and network at the international level."
- Other (N = 3)

Processes (12% N=9)

- Streamline & Flexibility (N = 7)
 - "Slightly less onerous proposal process and faster processing of grant material."
 - "...Bundling/streamline reporting for organizations that receive multiple smaller grants."
- Other (N = 2)

Diversity, Equity, Inclusion (5% N=4)

- Orientation & Commitment (N = 4)
 - "More of a focus on racial equity and equity in the US. and in CA, where there is a lot of leadership but still an unwillingness to directly address or talk about racism, systemic racism in our programs and policies."

Interactions (5% N=4)

- More Opportunities to Connect (N = 3)
 - "Increasing program staff capacity to ensure quality grantee interactions and increased opportunity for co-creation with grantees."
- Other (N = 1)

Impact on and Understanding of Grantee Organizations (4% N=3)

- Foundation's Understanding of Grantees' Organizations & Capacity Building (N = 3)
 - "Provide technical support and capacity building to grass root organizations and local government."

Other (4% N=3)

- Other (N = 3)

Contextual Data

Please note that all information below is based on self-reported data from grantees.

Grantmaking Characteristics

Selected Cohort: Custom Cohort				
Length of Grant Awarded	ClimateWorks 2021	ClimateWorks 2017	Median Funder	Custom Cohort
Average grant length	1.6 years	1.3 years	2.2 years	2.3 years

Selected Cohort: Custom Cohort				
Length of Grant Awarded	ClimateWorks 2021	ClimateWorks 2017	Average Funder	Custom Cohort
0 - 1.99 years	67%	77%	47%	43%
2 - 2.99 years	20%	14%	22%	23%
3 - 3.99 years	8%	5%	19%	21%
4 - 4.99 years	3%	2%	4%	5%
5 - 50 years	2%	1%	8%	8%

Selected Cohort: Custom Cohort			
Proportion of Unrestricted Funding	ClimateWorks 2021	Average Funder	Custom Cohort
No, this funding was not restricted to a specific use (i.e. general operating, core support)	6%	24%	19%
Yes, this funding was restricted to a specific use (e.g. supported a specific program, project, capital need, etc.)	94%	76%	81%

Grantmaking Characteristics - By Subgroup

Selected Subgroup: None				
Length of Grant Awarded (By Subgroup)				
Average grant length				

Selected Subgroup: None				
Length of Grant Awarded (By Subgroup)				
0 - 1.99 years				
2 - 2.99 years				
3 - 3.99 years				
4 - 4.99 years				
5 - 50 years				

Selected Subgroup: None				
Proportion of Unrestricted Funding (By Subgroup)				
No, this funding was not restricted to a specific use (i.e. general operating, core support)				
Yes, this funding was restricted to a specific use (e.g. supported a specific program, project, capital need, etc.)				

Grant Size

Selected Cohort: Custom Cohort				
Grant Amount Awarded	ClimateWorks 2021	ClimateWorks 2017	Median Funder	Custom Cohort
Median grant size	\$200K	\$250K	\$100K	\$279K

Selected Cohort: Custom Cohort				
Grant Amount Awarded	ClimateWorks 2021	ClimateWorks 2017	Average Funder	Custom Cohort
Less than \$10K	1%	2%	9%	2%
\$10K - \$24K	2%	2%	12%	2%
\$25K - \$49K	3%	5%	13%	5%
\$50K - \$99K	15%	9%	14%	12%
\$100K - \$149K	11%	15%	9%	9%
\$150K - \$299K	35%	22%	16%	18%
\$300K - \$499K	12%	21%	9%	13%
\$500K - \$999K	12%	12%	8%	14%
\$1MM and above	9%	11%	9%	25%

Selected Cohort: Custom Cohort				
Median Percent of Budget Funded by Grant (Annualized)	ClimateWorks 2021	ClimateWorks 2017	Median Funder	Custom Cohort
Size of grant relative to size of grantee budget	4%	3%	4%	6%

Grant Size - By Subgroup

Selected Subgroup: None				
Grant Amount Awarded (By Subgroup)				
Median grant size				

Selected Subgroup: None
Grant Amount Awarded (By Subgroup)
Less than \$10K
\$10K - \$24K
\$25K - \$49K
\$50K - \$99K
\$100K - \$149K
\$150K - \$299K
\$300K - \$499K
\$500K - \$999K
\$1MM and above

Selected Subgroup: None
Median Percent of Budget Funded by Grant (Annualized) (By Subgroup)
Size of grant relative to size of grantee budget

Grantee Characteristics

Selected Cohort: Custom Cohort				
Operating Budget of Grantee Organization	ClimateWorks 2021	ClimateWorks 2017	Median Funder	Custom Cohort
Median Budget	\$2.9M	\$5M	\$1.5M	\$2.9M

Selected Cohort: Custom Cohort				
Operating Budget of Grantee Organization	ClimateWorks 2021	ClimateWorks 2017	Average Funder	Custom Cohort
<\$100K	1%	1%	8%	5%
\$100K - \$499K	16%	3%	19%	13%
\$500K - \$999K	5%	5%	13%	10%
\$1MM - \$4.9MM	33%	38%	30%	31%
\$5MM - \$24MM	18%	31%	18%	21%
>=\$25MM	27%	22%	12%	20%

Grantee Characteristics - By Subgroup

Selected Subgroup: None
Operating Budget of Grantee Organization (By Subgroup)
Median Budget

Selected Subgroup: None
Operating Budget of Grantee Organization (By Subgroup)
<\$100K
\$100K - \$499K
\$500K - \$999K
\$1MM - \$4.9MM
\$5MM - \$24MM
>=\$25MM

Funding Relationship

Selected Cohort: Custom Cohort				
Funding Status	ClimateWorks 2021	ClimateWorks 2017	Median Funder	Custom Cohort
Percent of grantees currently receiving funding from the Foundation	90%	78%	82%	90%

Selected Cohort: Custom Cohort				
Pattern of Grantees' Funding Relationship with the Foundation	ClimateWorks 2021	ClimateWorks 2017	Average Funder	Custom Cohort
First grant received from the Foundation	36%	27%	29%	30%
Consistent funding in the past	45%	47%	54%	54%
Inconsistent funding in the past	19%	26%	18%	16%

Funding Relationship - by Subgroup

Selected Subgroup: None
Funding Status (By Subgroup)
Percent of grantees currently receiving funding from the Foundation

Selected Subgroup: None
Pattern of Grantees' Funding Relationship with the Foundation (By Subgroup)
First grant received from the Foundation
Consistent funding in the past
Inconsistent funding in the past

Funder Characteristics

Selected Cohort: Custom Cohort				
Financial Information	ClimateWorks 2021	ClimateWorks 2017	Median Funder	Custom Cohort
Total assets	\$174.5M	\$86.7M	\$243M	\$3023.5M
Total giving	\$47.5M	\$60M	\$18.3M	\$220.1M

Selected Cohort: Custom Cohort				
Funder Staffing	ClimateWorks 2021	ClimateWorks 2017	Median Funder	Custom Cohort
Total staff (FTEs)	85	57	17	94
Percent of staff who are program staff	38%	35%	43%	49%

Selected Cohort: Custom Cohort				
Grantmaking Processes	ClimateWorks 2021	ClimateWorks 2017	Median Funder	Custom Cohort
Proportion of grants that are invitation-only	100%	95%	43%	100%
Proportion of grantmaking dollars that are invitation-only	100%	90%	60%	100%

Additional Survey Information

On many questions in the grantee survey, grantees are allowed to select “don’t know” or “not applicable” if they are not able to provide an alternative answer. In addition, some questions in the survey are only displayed to a select group of grantees for which that question is relevant based on a previous response.

As a result, there are some measures where only a subset of responses is included in the reported results. The table below shows the number of responses included on each of these measures. The total number of respondents to ClimateWorks’s grantee survey was 126.

Question Text	Number of Responses
Overall, how would you rate the Foundation's impact on your field?	122
How well does the Foundation understand the field in which you work?	121
To what extent has the Foundation advanced the state of knowledge in your field?	119
To what extent has the Foundation affected public policy in your field?	107
Overall, how would you rate the Foundation's impact on your local community?	73
How well does the Foundation understand the local community in which you work?	69
How well does the Foundation understand the social, cultural, or socioeconomic factors that affect your work?	112
How well does the Foundation understand your organization's strategy and goals?	120
How consistent was the information provided by different communication resources, both personal and written, that you used to learn about the Foundation?	99
How well do you understand the way in which the work funded by this grant fits into the Foundation's broader efforts?	123
How often do/did you have contact with your program officer during this grant?	125
Who most frequently initiated the contact you had with your program officer during this grant?	125
Has your main contact at the Foundation changed in the past six months?	122
Did you receive any non-monetary support from the Foundation during this grant period?	119
Did you submit a proposal to the Foundation for this grant?	125
As you developed your grant proposal, how much pressure did you feel to modify your organization's priorities in order to create a grant proposal that was likely to receive funding?	124
How much time elapsed from the submission of the grant proposal to clear commitment of funding?	117
Are you currently receiving funding from the Foundation?	124
Which of the following best describes the pattern of your organization's funding relationship with the Foundation?	124
How well does the Foundation understand your intended beneficiaries' needs?	108
To what extent do the Foundation's funding priorities reflect a deep understanding of your intended beneficiaries' needs?	100
Have you participated in a reporting or evaluation process?	120
To what extent was the Foundation's reporting process...Adaptable, if necessary, to fit your circumstances?	95
To what extent was the Foundation's reporting process...A helpful opportunity for you to reflect and learn?	102
To what extent was the Foundation's reporting process...Relevant, with questions and measures pertinent to the work funded by this grant?	100
To what extent was the Foundation's reporting process...Straightforward?	100
Did the Foundation provide financial support for the evaluation?	8
To what extent did the evaluation...Result in you making changes to the work that was evaluated?	11
To what extent did the evaluation...Incorporate your input in the design of the evaluation?	11
Understanding Summary Measure	98
To what extent did the Foundation exhibit the following during this grant...Trust in your organization's staff	126
To what extent did the Foundation exhibit the following during this grant...Candor about the Foundation's perspectives on your work	125
To what extent did the Foundation exhibit the following during this grant...Respectful interaction	126

Question Text	Number of Responses
To what extent did the Foundation exhibit the following during this grant...Compassion for those affected by your work	124
Was the funding you received restricted to a specific use?	126
If you have ever requested support from the Foundation to help strengthen your organization, how did you determine what specific support to ask for?	
Based on what the Foundation told your organization to request	125
Based on what your organization believes the Foundation would be willing to fund	125
Based on what your organization needs	125
Based on the results of an assessment or evaluation	125
Not applicable - I have never requested support from the Foundation to strengthen my organization	125
Please rate the extent to which you agree or disagree with the following statements about Diversity, Equity and Inclusion:	
The Foundation has clearly communicated what Diversity, Equity and Inclusion means for its work	101
Overall, the Foundation demonstrates an explicit commitment to Diversity, Equity and Inclusion in its work	98
Overall, most staff I have interacted with at the Foundation embody a strong commitment to Diversity, Equity and Inclusion	101
I believe that the Foundation is committed to combatting racism	91
Are the efforts funded by this grant primarily meant to benefit historically disadvantaged groups?	124
Demographic Questions	
How would you describe the race and/or ethnicity of the CEO/Executive Director of your organization?	72
Does the CEO/Executive Director of your organization identify as a person of color?	70
Please select the option that represents how the CEO/Executive Director of your organization describes themselves?	123
COVID-19	
How would you rate the effectiveness of the Foundation's response to the COVID-19 pandemic?	45
How would you rate the effectiveness of the Foundation's response to the movement for racial justice?	11
How would you rate the effectiveness of the Foundation's response to movements for greater equity for historically disadvantaged groups?	12
Custom Questions	
To what extent did the grant cover the full costs of the work it was meant to fund (or the costs of its share of work in a multi-funder project)?	111
How strongly do you agree or disagree with the following statements about how indirect and direct costs were set?	
The final indirect rate was fair to my organization.	96
The process was straightforward.	101
My organization has an accurate understanding of the indirect costs associated with this work.	100
Thinking about the ClimateWorks Foundation's efforts to mobilize philanthropy, please indicate how strongly you disagree or agree with the following statements:	
The ClimateWorks Foundation facilitates meaningful coordination and collaboration among climate funders	99
The ClimateWorks Foundation generates research, information, and analysis that provide actionable insights for organizations working on climate issues	111
The ClimateWorks Foundation has led the development of global programs that are likely to yield progress in reducing greenhouse gas emissions	109
The ClimateWorks Foundation is effectively sharing learning about the effectiveness of different climate mitigation strategies and trends	108
The ClimateWorks Foundation plays an important role in attracting new donors and resources to climate strategies	93
Please indicate how strongly you agree or disagree with the following statements:	
ClimateWorks provided funding that we would not have been able to secure from other funders	119
I believe that our grant from ClimateWorks resulted in impact that otherwise would not have been created	122
ClimateWorks made contacts or introduced us to experts, funders, partners, government or corporate decision-makers or others that we would not have had access to otherwise	121

About CEP and Contact Information

Mission:

CEP provides data, feedback, programs, and insights to help individual and institutional donors improve their effectiveness. We do this work because we believe effective donors, working collaboratively and thoughtfully, can profoundly contribute to creating a better and more just world.

Vision:

We seek a world in which pressing social needs are more effectively addressed.

We believe improved performance of philanthropic funders can have a profoundly positive impact on nonprofit organizations and the people and communities they serve.

Although our work is about measuring results, providing useful data, and improving performance, our ultimate goal is improving lives. We believe this can only be achieved through a powerful combination of dispassionate analysis and passionate commitment to creating a better society.

About the GPR

Since 2003, the Grantee Perception Report® (GPR) has provided funders with comparative, candid feedback based on grantee perceptions. The GPR is the only grantee survey process that provides comparative data, and is based on extensive research and analysis. Hundreds of funders of all types and sizes have commissioned the GPR, and tens of thousands of grantees have provided their perspectives to help funders improve their work. CEP has surveyed grantees in more than 150 countries and in 8 different languages.

The GPR's quantitative and qualitative data helps foundation leaders evaluate and understand their grantees' perceptions of their effectiveness, and how that compares to their philanthropic peers.

Contact Information

Amber Bradley, Director
amberb@cep.org

Elmer Vivas Portillo, Analyst
elmerv@cep.org